

Making Painted & Sewn Landscapes

This post shares a way to explore working with both paint and thread to create painted and sewn responses to landscape.



You Will Need:

- Calico or other neutral fabric. Cut into A4 or smaller rectangles.
- Acrylic or poster paint
- Brushes
- Card for palettes
- Sewing thread
- Needles

	Please log in here to access full content.
--	--

Username	<input type="text"/>
Password	<input type="password"/>
	<input type="button" value="Login"/> <input checked="" type="checkbox"/> Remember me
	Forgot Password

To access all content, I would like to join as...

An Individual



Creative practitioners, educators, teachers, parents, learners...

From £3.50


An Organisation...



Schools, Colleges, Arts Organisations: Single and Multi-Users
From £42

AccessArt is a UK Charity and we believe everyone has the right to be creative. AccessArt provides inspiration to help us all reach our creative potential.

**See This Resource Used In
Schools...**





















You May Also Like...

Pathway: Cloth, thread, paint



[This is featured in the 'Cloth, Thread, Paint' pathway](#)


Talking Points: Frank Bowling



Talking Points: Hannah Rae



Talking Points: Alice Kettle



Using Sketchbooks to Make

Visual Notes

See This Resource Used In Schools




















Making a Treehouse

You May Also Like...

Pathway: Stick Transformation project



[This is featured in the 'Stick Transformation Project' pathway](#)

Talking Points: treehouses



Experimental Mark Making Tools

See This Resource Used in Schools



You May Also Like...

Pathway: Expressive Painting




[This is featured in the 'Expressive Painting' pathway](#)


Mixed Media Landscape Challenges

See This Resource Used In Schools...











You May Also Like...

Pathway: Mixed Media Land and city scapes



[This is featured in the 'Mixed Media Land and City Scapes' pathway](#)

Talking Points: Kittie Jones



Talking Points: Vanessa Gardiner



Talking Points: The Shoreditch Sketcher



A Visual Poetry Zine with

Monotype

Use monoprint, paint and collage to create zines inspired by poetry.

Print Foam – Making Relief Prints: Incised & Additive

See This Resource Used In Schools...





You May Also Like...

Pathway: Simple Printmaking




[Featured in the 'Simple Printmaking' pathway](#)

Osakana

Trace Monotype

You May Also Like...

Pathway: Exploring the world through mono print



[This is featured in the 'Exploring The World Through Mono print' pathway](#)

Talking Points: Xgaoc'o Xare



Video enabled monoprint resources



Light-field Monotype

Light-field Monotype with Acrylic Paint



Dark-Field Monotype: Masking

Dark-field Monotype

Cut Out Typography

See the Resource Used in
Schools...









You May Also Like...

Pathway: Typography and Maps



This is featured in the 'Typography and Maps' pathway

Talking Points: What is typography?



Talking Points: Louise Fili



Screen Printing In The Classroom

See the Pathway Used in Schools...



You May Also Like...

Pathway: working with shape and colour



[This is featured in the 'Working with Shape and Colour' pathway](#)

Pathway: Print & Activism



[This is featured in the 'Print & Activism' pathway](#)

Talking Points: What is a Screenprint?



Which Artists: Tatyana Antoun

What We Like About This Resource...

“The research phase of a creative project can be presented in many different ways, and can even be an art form in itself. Here, Tatyana demonstrates how her sketchbooks became a medium through which she expressed her thoughts, refined her ideas and

explored materials. We believe sketchbooks to be a powerful tool for children to take ownership of their ideas and travel on their own creative journey, without necessarily knowing the destination. Take a look at our [sketchbook journey](#) for more sketchbook inspiration” – Rachel, AccessArt.


You Might Also Like...



[Sketchbooks and Thinking Skills](#)



Sketchbooks for Designers – an Introduction for Children



Using Sketchbooks to Take Ownership of Ideas

Which Artists: Merlin Evans

What We Love About This Resource...

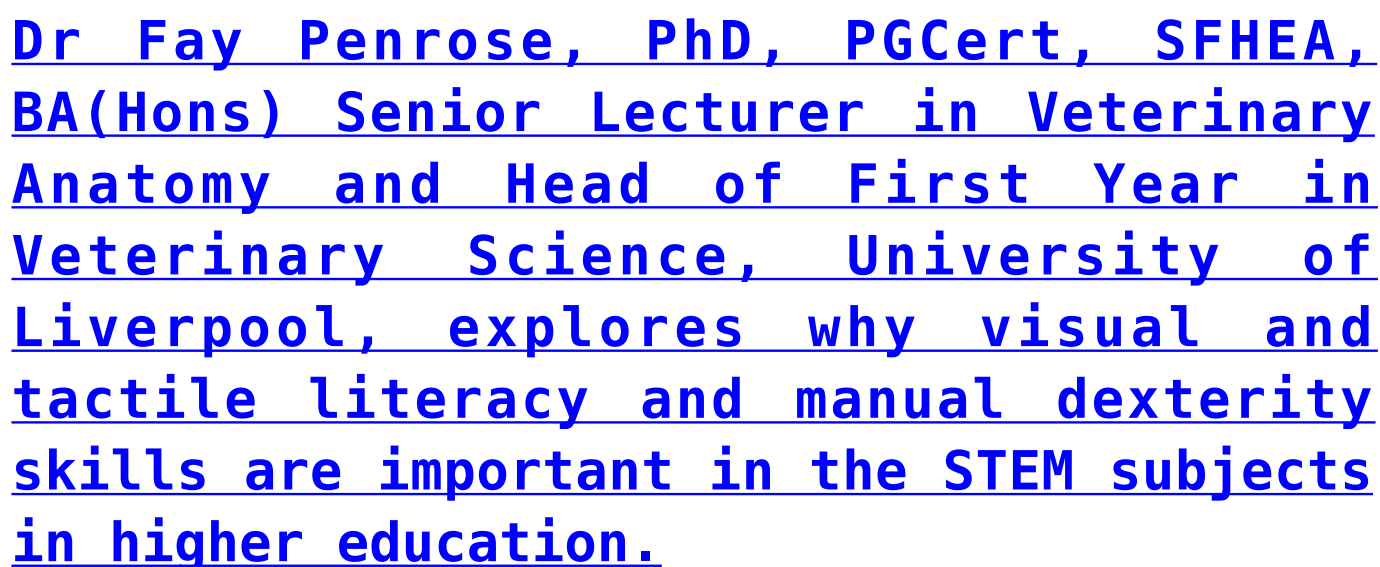
So often, we hear talk of the distinction between science and art, and no more so when teenagers proceed through their education and they are encouraged to choose one route or another. In reality, creative thinking helps scientific understanding and a scientific approach can inform and inspire art.

It's so refreshing to read and see Merlin's experience and understand how she works between these two areas – in her words *"mixing subjects, and seeing how they work and intersect is where inventions take place!"*

We also love the way her work embraces the *felt* world of being human, as well as the *known* world. We're sure many young people will find Merlin's work of interest and reassuring when they are pressured to choose *"art or science"*.

You May Also Like...


Drawing for Learning



Drawing as a Way of Understanding

Fay Penrose, Lecturer in Veterinary Biology at The Veterinary School at University of Liverpool, who shares her work in introducing drawing as a way of checking understanding of complex subjects. This methodology would be very transferable to a number of subject areas in schools.

Drawing as a Way of Understanding



Resource by Andrea Butler sharing her process of making drawings whilst walking. “I wanted to develop a way of drawing that captured my sensory and visual experiences as I moved through the landscape.”

Exploring, Associating & Connecting – a Sketchbook Exercise

Home Made Inks

**Printmaking By Scarlett
Rebecca**