

Cloth, Paint, Print: Inspired by Natural Objects

By [Tobi Meuwissen](#)

In this resource, students will gain experience in painting on fabric, creating monoprints and also stitching, to create a mixed media fabric design inspired by natural objects. The activity also provides alternate printing methods to fit classroom limitations.



Materials:

- Calico & other scrap fabrics (plain in design and colour)
- Acrylic paint

- Glue (good quality pritt stick) or PVA
- Pencils / pens
- Paintbrushes
- Optional: tracing paper
- For monoprint: relief print ink, plastic plate or acetate sheet, rollers, newsprint
- For monoprint hack: oil pastels, tinfoil or carbon copy paper
- A selection of found / natural objects to draw inspiration from
- Yarn
- Needles

	Please log in here to access full content.	
Username	<input type="text"/>	
Password	<input type="password"/>	
	<input type="button" value="Login"/> <input checked="" type="checkbox"/> Remember me	
	Forgot Password	

To access all content, I would like to join as...

An Individual



Creative practitioners, educators, teachers, parents, learners...

[From £3.50](#)

An Organisation...



Schools, Colleges, Arts Organisations: Single and Multi-Users
From £42


AccessArt is a UK Charity and we believe everyone has the right to be creative. AccessArt provides inspiration to help us all reach our creative potential.

You May Also Like

Making Painted & Sewn Landscapes




Monoprinting with Oil Pastel and Carbon Copy Paper



Expressive Charcoal Collage:

Coal Mines

See This Resource Used in Schools...






You May Also Like
charcoal cave



introduction to charcoal



Pathway: An Exploration of Coal Mining, Inspired By Henry Moore



Deconstructing to Help You

See

You May Also Like

ten minutes, five times a week



the drawing journey




all drawing resources




Recycled Baubles by Scarlett Rebecca

You May Also Like


making a puzzle purse



Turkish map fold



adapting accessart: 2d to 3d



Introduction to Ink

You May Also Like


Graphic inky still life



See Three Shapes



see all ink resources



Recycled Baskets by Scarlett

Rebecca

You May Also Like


paper bowls



explore paper weaving



recycled baubles



**Introduction to Colour
Pencils**

Concertina Landscapes

**See This Resource Used In
Schools...**




You May Also Like

Manipulating Forms in Landscape Painting



Imaginary Landscape



Introduction to Chalk Pastels

Collecting Colour in my Moodboard Book

What We Like About This Resource...

“It’s really nice to see that although Rachel Parker works quite digitally, her process from the beginning is very tactile. Rachels books act as a really great source of inspiration, helping to break down the creative blocks that we all get from time to time. Having a sketchbook dedicated to colour means that as well as working with colours that you already love, you can test new colour palettes and see colours from a new perspective. I especially love how Rachel picks up on the different tones in colours by looking at the way light hits it in order build her colour palette around those supporting tones as well as big statement colours.” – Tobi, AccessArt

You Might Also Like...

Pathway: Brave Colour



Exciting Colour



Make Repeat Patterns



Which Artists: Rachel Parker



Collecting Colour

What We Like About This Resource...

"It's great to see how a simple exercise such as colour collecting, which can be done in a classroom setting, is also used in a professional capacity. This gives the activity a clear context and purpose. It's nice to see Rachel's decisions being made in real time, it demonstrates how artists are constantly reflecting on and self evaluating their own decisions. Rachel also shows us that she sometimes gets colour palettes from photos that she's taken herself, this is really exciting because it demonstrates how the artists experience is central to their work. Students will be able to bring their own experience and personality to this activity by having complete control over what their colour moodboard becomes."

– Tobi, AccessArt

See This Resource Is Used in Schools...





You Might Also Like...

Pathway: Brave Colour



Exciting Colour



Make Repeat Patterns



Which Artists: Rachel Parker



How Colour Collection Inspires My Work

What We Like About This Resource...

“Rachel’s work is so vibrant and full of joy, it’s really exciting to see how she starts to form creative ideas around colour. Rachel highlights the importance of colour trends but also gives herself the opportunity to create her own trends which adds a level of playfulness and personality to her colour exploration. Seeing her colour books translate into fabric demonstrates a real clarity

in her decision making process.” – Tobi, AccessArt.

You Might Also Like...

Pathway: Brave Colour



Exciting Colour



Make Repeat Patterns



Which Artists: Rachel Parker



Escaping Wars and Waves –

Encounters with Syrian Refugees

What We Like About This Resource...

'This resource really demonstrates how art can successfully bring awareness to important humanitarian issues, promote inclusivity and can give a platform to those who otherwise wouldn't be heard. The links between text, photos and drawings are really strong and demonstrate the creative process used by Olivier from start to finish. I really like the inclusion of suggestions for students within the post, which encourage students to learn more about their community and to understand the experience of being displaced. This in turn will hopefully inspire the next generation to be part of an inclusive and empathetic society.' – Tobi, AccessArt

Sculptural Environments Inspired by Hockney

See This Resource Used In Schools...





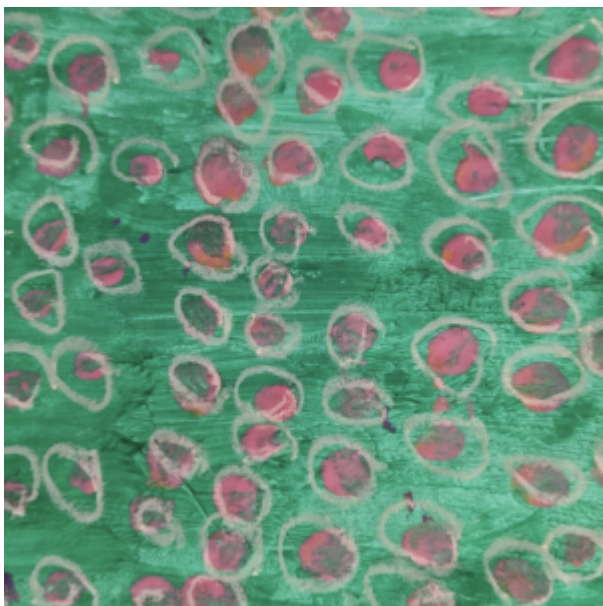
Making 2d & 3d Fashion Designs with Painted and Decorated Paper

See This Resource Used In Schools...


















You May Also Like...

Pathway: Fashion Design



[This is featured in the 'Fashion Design' pathway](#)

Talking Points: Hormazd Narielwalla



Talking Points: Tatyana Antoun




Talking Points: Alice Fox



Talking Points: Pyer Moss





Talking Points: Rahul Mishra



Making Painted & Sewn Landscapes

See This Resource Used
In Schools...

























You May Also Like...

Pathway: Cloth, thread, paint



[This is featured in the 'Cloth, Thread, Paint' pathway](#)

Talking Points: Frank Bowling



Talking Points: Hannah Rae



Talking Points: Alice Kettle



Using Sketchbooks to Make Visual Notes

**See This Resource Used
In Schools**
















the creates her art in a studio in Tokyo in Japan



Making a Treehouse

You May Also Like...

Pathway: Stick Transformation project



This is featured in the 'Stick Transformation Project' pathway

Talking Points: treehouses



Experimental Mark Making Tools

See This Resource

Used In Schools...



You May Also Like...

**Pathway:
Painting**

Expressive



This is featured in the
'Expressive Painting'
pathway

**Mixed
Landscape**

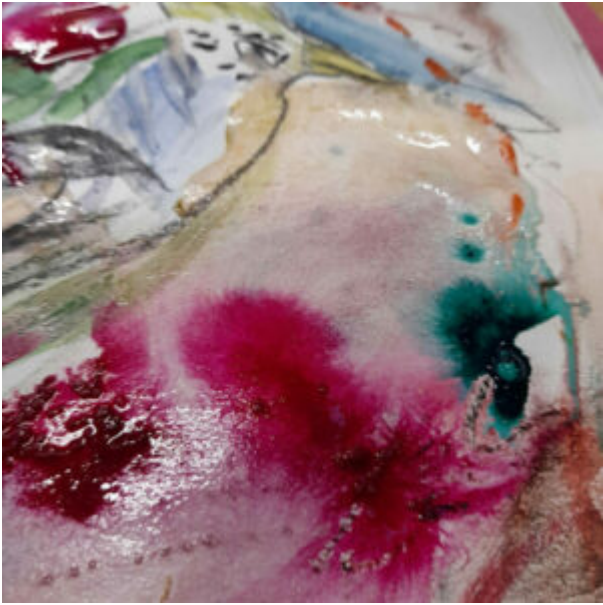
Media

Challenges

See This Resource
Used In Schools...













You May Also Like...

**Pathway: Mixed Media Land
and city scapes**



[This is featured in the 'Mixed Media Land and City Scapes' pathway](#)

Talking Points: Vanessa Gardiner



Talking Points: The Shoreditch Sketcher



Talking Points: Kittie Jones

