


# Which Artists: Tatyana Antoun

By Tatyana Antoun

Tatyana Antoun is a fashion designer from Beirut, Lebanon. Tatyana's collection 'Vamata' was featured in the fashion film [Museum Leila](#). Tatyana's work explores the social restrictions force-fed to the youth in Lebanon in a string of illogical narrow ideals. Her work is heavily influenced by 80's power dressing and the Club Kids of New York during the 90's. Research for her collection takes place in bold and dynamic pop up sketchbooks and experiments with materials. Read on to explore Tatyana's sketchbooks and the process behind her colourful collection. This post may be of interest to students in secondary school with an interest in pursuing a career in fashion, or could be inspiration for anybody wanting to explore the boundaries of what a sketchbook can be.



---

	Please log in here to access full content.
--	--

Username	<input type="text"/>
Password	<input type="password"/>
	<input type="button" value="Login"/> <input checked="" type="checkbox"/> Remember me
	<a href="#">Forgot Password</a>

To access all content, I would like to join as...

**An Individual**



Creative practitioners, educators, teachers, parents, learners...

From £3.50

**An Organisation...**





Schools, Colleges, Arts Organisations: Single and Multi-Users  
From £42

*AccessArt is a UK Charity and we believe everyone has the right to be creative. AccessArt provides inspiration to help us all reach our creative potential.*

---

## What We Like About This Resource...

***“The research phase of a creative project can be presented in many different ways, and can even be an art form in itself. Here, Tatyana demonstrates***

*how her sketchbooks became a medium through which she expressed her thoughts, refined her ideas and explored materials. We believe sketchbooks to be a powerful tool for children to take ownership of their ideas and travel on their own creative journey, without necessarily knowing the destination. Take a look at our [sketchbook journey](#) for more sketchbook inspiration” – Rachel, AccessArt.*


## You Might Also Like...



[Sketchbooks and Thinking Skills](#)



## Sketchbooks for Designers – an Introduction for Children



## Using Sketchbooks to Take Ownership of Ideas

---

# Which Artists: Merlin Evans

## What We Love About This Resource...

So often, we hear talk of the distinction between science and art, and no more so when teenagers proceed through their education and they are encouraged to choose one route or another. In reality, creative thinking helps scientific understanding and a scientific approach can inform and inspire art.

It's so refreshing to read and see Merlin's experience and understand how she works between these two areas – in her words *"mixing subjects, and seeing how they work and intersect is where inventions take place!"*

We also love the way her work embraces the *felt* world of being human, as well as the *known* world. We're sure many young people will find Merlin's work of interest and reassuring when they are pressured to choose *"art or science"*.

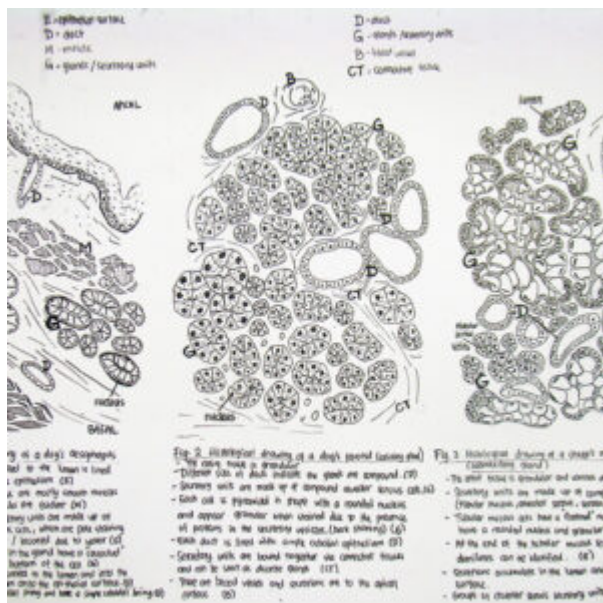
## You May Also Like...

Drawing for Learning





## Drawing as a Way of Understanding



## Drawing as a Way of Understanding



---

# **Exploring, Associating & Connecting – a Sketchbook Exercise**

---

**Home Made Inks**

---

**Printmaking By Scarlett**



# Rebecca

---

## How I Use Sketchbooks & Drawing

---

### Kitchen Lithography

### See This Resource Used In Schools...











---

**What Is A Drawing Tool?**

---

**How Do We Look At  
Contemporary Sculpture: Meg  
Klosterman**

---

**Making is Hard**

---



**What Is The Purpose of  
Drawing?**

---

**What Is Drawing?**

---

**Creating Patterns Repeat  
Rachel Parker With**

# What We Like About This Resource...

*“This is a great activity for really tuning into colour and shape. The process is ultimately quite a refined one (ie making a pattern balanced and repeated ‘correctly’) – but there’s plenty of scope for exploring pattern in a more experiential way prior to the refinement page. Try one of the recommended resources below to introduce pattern and begin with some open ended activities to build skill and confidence.” – Andrea, AccessArt*

# You Might Also Like...

## Pathway: Exploring pattern



This is featured in the  
'Exploring Pattern'  
pathway

Talking points: Andy

# Gilmore




**talking points: Louise  
Despont**





# Inspired by Rachel Parker



## Teachers Explore Pattern, Shape and Texture



# Block Printing Repeat Patterns



---

## AccessArt's Prompt Cards for Making

# You Might Also Like...

**Pathway: Music and art**



**This is featured in the  
'Music and Art' pathway**

**Pathway: Playful Making**



This resource is features  
in the 'Playful Making'  
pathway

## Manipulating Paper






# Cardboard Sculptures



## The Chair and Me



# **Making A Banner At Woking College**

## **What We Like About This Resource...**

**Working collaboratively towards a shared aim provides an alternative experience to working on individual projects. Creating together encourages listening, peer feedback and creative problem solving – all of which are hugely valuable in**

---

all areas of education” –  
*Rachel, AccessArt*

You May Also  
Like...



[Animal Habitat Mural](#)



---

# **Which Artists: The Life & Works of Madge Gill**

## **What We Like About This Resource...**

**“The life of Madge Gill that  
Sophie Dutton recounts here  
gives us real insight into the  
challenges that Madge Gill  
experienced, and how these  
challenges would have been**



common among women at the time. When we study the work of Artists, it adds a rich context to our experience of their work to consider their personal history, and helps us ask questions like ‘why do you think the Artist painted in this way or was inspired by this subject matter?’ If you introduce your class to Madge Gill, begin with looking back over her younger life to try and better understand her motivations as an Artist” – *Rachel, AccessArt*

**You                      May                      Also**


# Like...



I am AccessArt: Ann Rippin



# Making Batik Textiles in the Classroom



## How I Use Drawing and Sketchbooks

---

# Transformation of

# Materials Inspired by El Anatsui

See This Resource  
Used in a Pathway...



# Transforming Materials into Sculpture

This pathway shares how teachers might take inspiration from El Anatsui and encourage pupils to think how they might disassemble objects around them to transform them into sculptural pieces.

[Read More.](#)

---

## The Transformation Project



# You May Also Like...



# Transforming Cardboard with Andrea Butler

Artist Andrea Butler shows how to explore simple design and construction using cardboard and jewellery. [Read More](#)

---

## Turkish Map Fold

## What We Like About This Resource...

“This activity is a great

example of how we can use paper as the focus of creativity. Often we use paper purely for drawing or painting on, but here, it is central to the activity itself. While these particular folded sculptures have their roots in Turkish culture, you could still deliver the activity if looking at things like Origami too, thus linking it across different cultures” – *Rachel, AccessArt*

**You Might Also Like...**

**Puzzle Purses Part 1**





---

**Which Artists: Liz West**

**What We Like About This Resource...**



***“It’s really interesting to hear how the interest Liz has in the quality of light comes from a personal place and is something she has responded to since childhood. Seeing how her work has developed over the years is therefore a really positive reinforcement that individual creative journeys, where nurtured, are so central to a rich arts education. We also love hearing Liz is always on the ‘quest for knowledge’ – meaning she is open to her ideas constantly evolving and the process of gathering new information and inspiration never stops!” – Rachel, AccessArt***

# You May Also Like...

## Pathway: Brave Colour



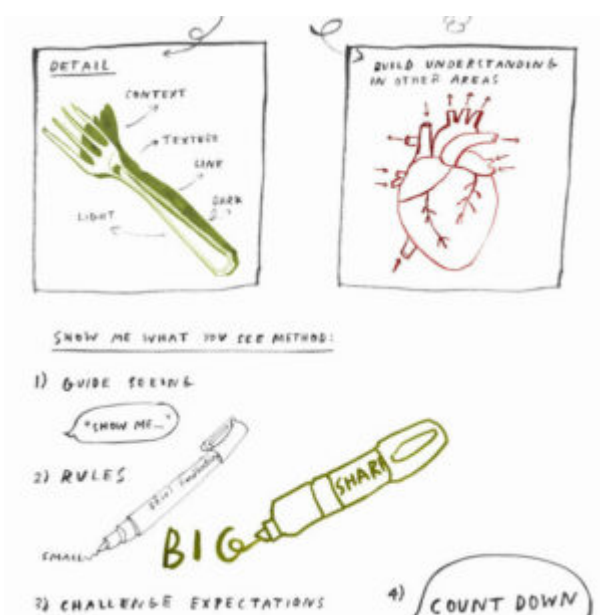
[This is featured in the  
'Brave colour' pathway](#)

using sketchbooks to make  
visual notes



# Find out how pupils can respond to artists work in sketchbooks

Show me what you see



**Enable close looking and drawing with this exercise**

## **Lightbulb Art**



## **Mini World Light Boxes**



# Visual Arts Planning: Light and Dark

