


# Which Artists: Claire Harrup

By Claire Harrup

Claire Harrup is a successful Illustrator and Printmaker based in the UK. With Agencies in both the UK and the US representing Claire, and a portfolio packed with Editorial and Book Illustration, and Packaging Design, Claire has gone on to create work on an international scale. In this post Claire talks about her journey into the creative industry as well as the projects that she has worked on more recently and her favourite ways of working. This post would be of interest to teenagers keen to explore the realms of the creative industry and all that it has to offer an Illustrator.



	<b>Please log in here to access full content.</b>	
Username		<input type="text"/>
Password		<input type="password"/>
	<input type="button" value="Login"/>	<input checked="" type="checkbox"/> Remember me
	<a href="#">Forgot Password</a>	

**To access all content, I would like to join as...**

**An Individual**



**Creative practitioners, educators, teachers, parents, learners...**

**From £3.50**



## An Organisation...



Schools, Colleges, Arts Organisations: Single and Multi-Users  
From £42

*AccessArt is a UK Charity and we believe everyone has the right to be creative. AccessArt provides inspiration to help us all reach our creative potential.*

---

## What We Like About This Resource...

**“We really enjoyed reading about the process of creating art work according to a design brief and**

how the experience of this differs to when an artist begins with their own idea or concept. That's not to say an artist can't approach a brief with their own individual style and ideas, but what this post shows us is that there can be a balance between the two. This would be a great resource to show older KS pupils who may be beginning to consider their options beyond Primary School". – *Rachel, AccessArt*

## You Might Also Like...

### Pathway: 2D Drawing to 3D Making



[This is featured in the '2D Drawing to 3D Making' pathway](#)

**Talking Points: Packaging Design**




## What is Typography



**Which Artist: Rachel Parker**



## Repeating Patterns



## Block Printing Repeat Patterns





---

**Which Artists: Theresa Easton**

**What We Like About This Resource...**

**"It's interesting to hear Theresa describe Printmaking as a social activity, with the shared use of materials and equipment so central to the practice. This could be a positive way of working for lots of children in school, where instead of just working on individual art work, they can collaborate and embrace the creative sharing experience!" – Tobi, AccessArt.**

# You Might Also Like...



## Monoprint Animals



## Screen printing Inspired by Matisse





## An Exploration of Shepherd Fairey

---

**Which Artists: Ava Jolliffe**


---


**Which Artists: 2B or Not 2B**

---

**Creativity Medals**

# See the Resource Used in Schools...





## What We Like About This Resource...

“The sentiment behind this resource idea is lovely and it provides an opportunity to really develop some fine motor skills as well as independence of approach. Taking ownership of the medal design means the sense of achievement is heightened beyond the children just being given one. You can

really imagine the positive energy that would surround this activity within a classroom, with each child working on a shared project but embarking on their own creative journey.” – *Rachel, AccessArt*

## You May Also Like...

### Pathway: Playful Making




[Featured in the 'Playful Making' pathway](#)

Talking Points: Introduction to sculpture



Sculpture.mp4

1



## Clay Art Medals



## Talking Points: Nnena Kalu



## Talking Points: Linda BELL



---

## Touch Wood


# What We Like About This Resource...

“You can get a real sense of the environment in this post and how this could provide so much inspiration for creative projects. We are aware there the challenges to exploring the outdoors when many schools are in towns and cities. A way around this could be to have a regular collection of natural objects within the classroom and using them as a stimulus to respond creatively in sketchbooks or in extended projects” – *Andrea, AccessArt*

## You Might Also Like...



[Woodland Exploration](#)



## A Passion for Woodworking



## Visual Arts PLanning: Tees, Forest and Landscapes

---



# Which Artists: Jason Line

## What We Like About This Resource...

“It’s always so inspiring to hear how different artists work and we particularly like the detailed references Jake makes to his process – marking out the composition using neutral tones; adding and taking away compositional elements and gradually building in more colour and detail. Delivering a still life session in a classroom could begin with this process and encourage the practice of looking at positive and negative space. Some suggested resources below also touch on this”. – *Rachel, AccessArt*

## You Might Also Like...



## Tackling Still Life for Children



## Drawing Negative Space



## Visual Arts Planning: Still Life

---

# Which Artists: Su Blackwell

## What We Like About This Resource...

“It’s really interesting to hear how Su’s career path evolved organically, and how experimenting with different disciplines such as ceramics and sculpture whilst studying Textiles at the RCA began her journey towards paper craft and books. We really like how the small book sculptures inspired the larger scale set designs for The Snow Queen. They transfer so effectively to the stage and you can imagine how engaging it would be for a young audience to recognise letters and words on lampposts and other scenic elements”. – *Rachel, AccessArt*

## You Might Also Like...



## Creating a Book World



## Sketch Set Design Models



## Set Design for Primary Aged Children

---



# Henry Moore's Shelter Drawings

## You May Also Like...

Pathway: Exploring Form Through Drawing



[This is featured in the 'Exploring Form Through Drawing' pathway](#)

Watercolour Washes Inspired by the Tapestries of Henry Moore



---

## **Which Artists: Rachel Parker**

## **What We Like About This Resource**

**“It’s really interesting to see the combination of hand and digital work in Rachel’s work, and particularly how her hand stitched embroidery is scanned before being used to create patterned products. We love that lots of Rachel’s work begins in sketchbooks and how this really underpins her creative process. For children in school, learning to utilise a sketchbook and discover their potential through drawing and mapping ideas is invaluable. We have a whole**

Sketchbook Journey section on the AccessArt website (linked below) which explores this in more detail". – Rachel, AccessArt.

## You Might Also Like...

Pathway: Exploring pattern

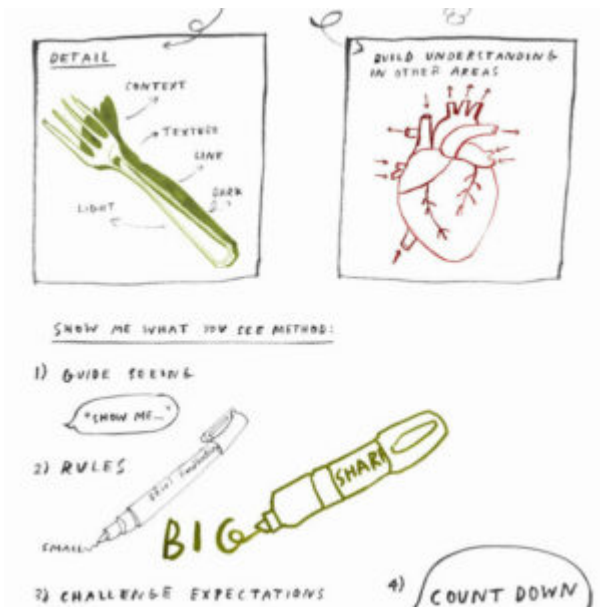


[This is featured in the 'Exploring Pattern' pathway](#)

using sketchbooks to make visual notes




Show me what you see



Inspired by Rachel Parker





**Sewn Treasure Box**



**Felt and Embroidery Sets**



---

## **Which Artists: Cas Holmes**

## **What We Like About This Resource...**

**“The sense of journey and feeling of movement is such an interesting part of Cas’ textile work here. We love how location and place is communicated through the variety of fluid and meandering textile marks used. Cas’ Romani background as well as early experience living in Japan make for a rich cultural backdrop to her work. The themes here could be explored in the classroom by asking children to use memories of places they’ve visited to produce a creative**

response using fabrics and mixed media” – *Rachel, AccessArt*

## You Might Also Like...



### [Draw Your Home](#)



### [Working With and In the Landscape](#)



## [Landscape Sculptures](#)

---

### **Working with Dogwood**

### **What We Like About This Resource...**

**"It's lovely to see a resource that centres on a particular material and the scope it offers. I particularly like how the dogwood is used here to make wooden beads. This idea could be developed further by looking at how wood has been used to make jewelry throughout history and within many different cultures." – Rachel, AccessArt.**



# You Might Also Like...



## [A Passion for Woodworking](#)



## [Woodland Exploration](#)



## Visual Arts Planning: Trees, Forests and Landscape

---

### Which Artists: Toby Pritchard

### What We Like About This Resource...

“It’s a really positive thing for an artist to share the concept of the creative journey. At AccessArt we believe journeys are pretty important and we are pleased to show this in action through Toby Pritchard’s post. We particularly like the anthropomorphic element, and how this really brings life to Toby’s work.” – *Rachel, AccessArt*

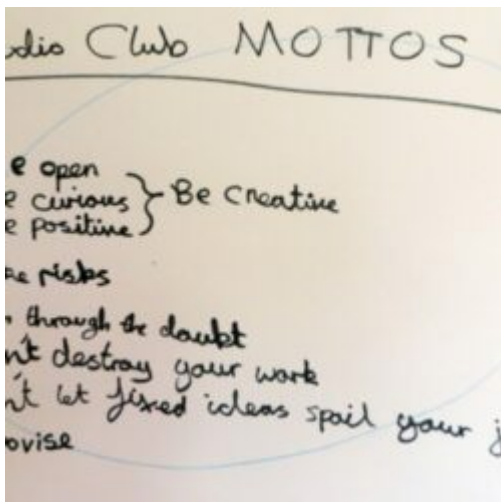
### You May Also Like...



## Anthropomorphic Animal Paintings



## Exploring Animation



## Teaching for the Journey not the Outcome

---

## Portrait Club


# What We Like About This Resource...

*"We're really grateful to Jake from Draw Brighton for sharing this activity which became so well received during lockdown 2020.*

*This is the perfect reminder that wherever we are in the digital or physical world, we have our eyes, hands and faces, and drawing provides a wonderful opportunity to come together in small groups to make sketches of each other. Use this activity as an ice breaker before a workshop, or as a transition activity between classes or events. Thank you Jake!"* Paula, AccessArt

## You Might Also Like...

**Pathway: Exploring Identity**



[This is featured in the 'Exploring Identity' pathway](#)

**Talking Points: Njideka Akunyili Crosby**

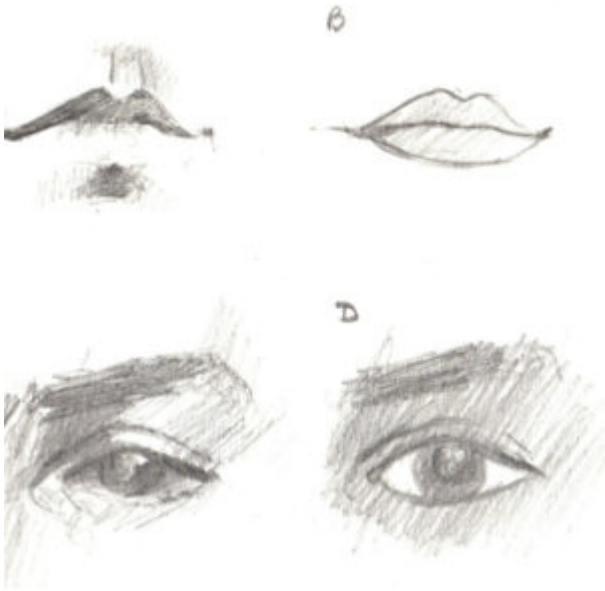


**Making Physical or Digital Layered Portraits**



**Introduction to Portraits**





## Exploring Portraits in Graphite, Collage and Clay



---

**Which Artists: We are out of**

## Gabby Savage-Dickson: Etching

### What We Like About This Resource...

“These are such beautiful and evocative images – certain to inspire. There is a lot of potential for schools to explore Gabby’s work as a way to inspire pupils to create their own imagery inspired by literature, or inspired by imaginative writing by pupils.

Although etching might not be particularly accessible to many schools, there are low tech ways of approaching the process (see below) which mean pupils can explore similar ways of working in the classroom.” *Paula, AccessArt*


### You May Also Like...



## Dry Point Etching



## Printmaking Using Packaging



## [MonoPrinting with Carbon Paper](#)

---

# **Gabby Savage-Dickson: Felting & Embroidering Sets**

## **What We Like About This Resource...**

"It's really interesting to see how Gabby works across the different disciplines of textiles and illustration in her work, and you can see how the principles of each are present in these beautifully made felt sets. We enjoyed learning how she went between planning and making – showing

that the process of creating isn't completely linear, and that the journey of idea creation can happen through sketching ideas, but also through making itself" – *Andrea, AccessArt*

## You Might Also Like...

### Pathway: Set Design



[This is featured in the 'Set Design' pathway](#)

**talking points: negative space by tiny inventions**





[Explore the work of animation directors Max Porter and Ru Kuwahata.](#)


## Making Mini Food



## Stitched Homes



## Mini World Light Boxes



---

**Rosie Hurley: Esio Trot**

# What We Like About This Resource...

“Rosie highlights the importance of embracing a wide variety of interests and ways of working into our wider creative practice, resulting in wonderfully rich and very personal explorations and outcomes.

There are so many clues in this resource for teachers. Look out for how Rosie slows down her whole process into a series of interconnected stages, which weave in and out of each other. These include time for research (collecting and observing), analysing and revisiting, drawing, making and finally documenting.” *Paula, AccessArt*

## You Might Also like...

**Pathway: Telling Stories through drawing and making**



This is featured in the 'Drawing Stories Through Drawing and Making' pathway

**Pathway: Set Design**



This is featured in the 'Set Design' pathway

**talking points: negative space by tiny inventions**



## **Gabby Savage-Dickson: Felting & Embroidering Sets**



## **Year 3 Roald Dahl & Quentin Blake Homework**



## **Draw, Paint, Build, Make: Gallery Project**





---

## **Natsko Seki: Making Broadway Market**


### **What We Like About This Resource...**

**“This resource shows pupils how the experience, background and passions of an illustrator all feed into his or her work.**

**We like the way Natsko shares how her experience over time informs her work. For example, her background as a “visitor” or person living in cultures which she isn’t initially familiar with, enable her to see that culture through fresh eyes.**

She takes these observations in through her sketchbooks, and then these inform her work at various points going forward. This is an important concept when facilitating art and developing pupils' own creativity – and [sketchbooks](#) provide the perfect tool for building this experience.”  
*Paula, AccessArt*

## You Might Also Like...



[Creating a Book World with Rose Feather](#)



## Illustrating Stories: Creating a Storyboard and First Dummy Book



## Illustrating the Jaberwocky

---

# The Art Of Zines

## You Might Also Like...

### Pathway: Print & Activism

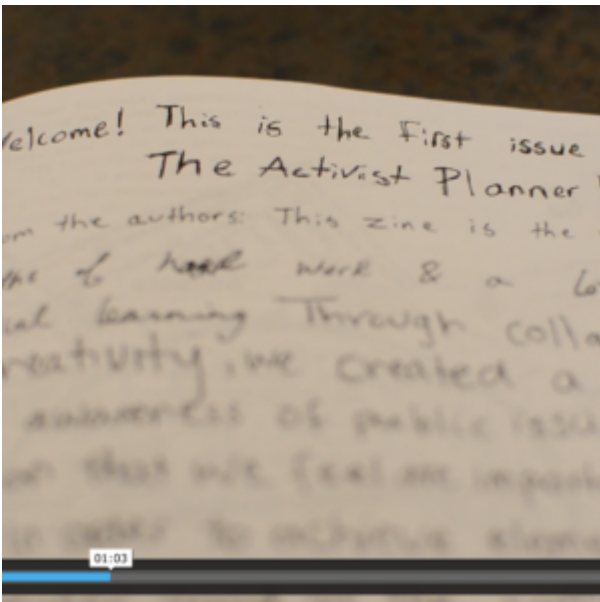


[This is featured in the 'Print & Activism' pathway](#)

Talking Points: Luba Lukova



## Talking Points: What is a Zine?




## Making Large Scale, Screenprinted, Collaged, Co-Created Campaign Posters!





## Making an Artist's Book



## Book Artists

