

The Art Of Zines

By [Stephanie Cubbin](#)

In this post Stephanie shares a beautiful and thought provoking zine created by a group of creative Sixth Form students. Through curation and design students have amplified their voices collectively and have taken ownership of their work. This could be an exciting project for students interested in editorial work or those who like to use their creativity to make their voice heard.


"A definition of the zine is often self-published, counterculture and small in circulation. Many are anti-authoritarian and therefore by in large, attractive to teenagers as a way to explore their own cultural identities and creativity.

My brilliant colleague is a collector of old discarded books and magazines, and the development of the zine came from her finding a way to use all the wonderful adverts in the donated Oxfam books. This, with a cohort of art students that were excellent creative writers too, saw the beginning of the sixth form zine."

ZENNA

THE MOON IS BLUE

\$3.60



	Please log in here to access full content.
Username	<input type="text"/>
Password	<input type="password"/>
	<input type="button" value="Login"/> <input checked="" type="checkbox"/> Remember me
	Forgot Password

To access all content, I would like to join as...

An Individual



Creative practitioners, educators, teachers, parents, learners...

From £3.50

An Organisation...



Schools, Colleges, Arts Organisations: Single and Multi-Users
From £42

AccessArt is a UK Charity and we believe everyone has the right to be creative. AccessArt provides inspiration to help us all reach our creative potential.

You Might Also Like...

Pathway: Print & Activism

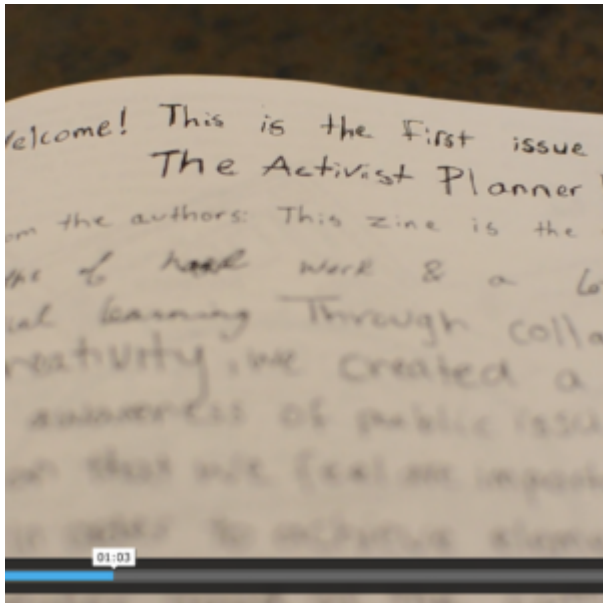


This is featured in the 'Print & Activism' pathway

Talking Points: Luba Lukova



Talking Points: What is a Zine?



Making Large Scale, Screenprinted, Collaged, Co-Created Campaign Posters!



Making an Artist's Book



Book Artists



**Connecting
Through Art**

With Nature

Lino Printing Inspired by Gestural Drawings

Anthotype Photography: Plant-Based Photography Without a Camera

You May Also Like...

Pathway: using natural materials to make images



[This is featured in the 'Using Natural Materials to Make Images' pathway](#)

Talking Points: What is a cyanotype



Talking Points: Anna Atkins



Movement Maps

Redesigning Food Packaging

You May Also Like...

Pathway: 2D Drawing to 3D Making



[This is featured in the '2D Drawing to 3D Making' pathway](#)

Talking Points: Packaging Design





What is Typography





Printmaking using Packaging

Roots & Shoots: A Sculptural Challenge

See This Resource Used In Schools...







You May Also Like...

Pathway: Stick Transformation project



[This is featured in the 'Stick Transformation Project' pathway](#)

Finding Marks Through Drawings Made by Artists

See This Resource Used In Schools





You May Also Like...

Pathway: Typography and Maps



[This is featured in the 'Typography and Maps' pathway](#)

Pathway: Cloth, thread, paint



[This is featured in the 'Cloth, Thread, Paint' pathway](#)

Session Recording: Finding Marks Made by Artists

Developing Mark Making Skills - Drawing Exercise

Sharing Visual Arts Inspiration

HOME TODAY VISUAL ARTS RESOURCES AREAS OF EXPERTISE I AM... JOIN ACCESSART

Finding Marks Through Drawings Made by Artists

By [Paula Briggs](#)

This resource shares a way to introduce learners to the diversity of mark making at their disposal when making drawings. By deconstructing drawings made by artists, we can begin to build our own vocabulary of marks, and start to make our own creative decisions about when to use a certain mark in a particular context, and understand how the marks we choose will affect the final drawings.



#Inspire

Inspired by our resources? make using @inspirevally @facebook and @twitter @black Instagram & quite the art! Thank you!

FIND RESOURCES ABOUT...

MEMBERSHIP

Register for

Join Access

Personalising a Sketchbook with Mark Making and Collage

Using a Found Book for a Sketchbook

Making Spaces & Places in a Sketchbook

Making a Simple Folded Sketchbook


Making a Hole Punch

Sketchbook

Making a Backwards Sketchbook

Water Soluble Felt-Tips With Complementary Colours

See How This Resource Is Used in Schools...







You May Also Like...

Pathway: Spirals



[This resource is in the 'Spirals' pathway.](#)

the drawing journey



Layered Colour Gestural Drawing



**Messages From Creative
Adults: How Does Creativity**

Make You Feel?

Messages From Creative Adults: Our Advice To You

Messages From Creative Adults: Art School Experience

Messages From Creative Adults: What Does Creativity Mean To You?