

# Creativity Medals

By [Jan Miller](#)

Jan Miller is an Art and Design Technology teacher and magazine editor with 25 years' experience. In this resource, Jan demonstrates the process of creating imaginative and unique medals using recycled materials.



	<b>Please log in here to access full content.</b>	
<b>Username</b>	<input type="text"/>	<input type="text"/>

Password	<input type="password"/>
	<input type="button" value="Login"/> <input checked="" type="checkbox"/> Remember me
	<a href="#">Forgot Password</a>

To access all content, I would like to join as...

**An Individual**



Creative practitioners, educators, teachers, parents, learners...

From £3.50

**An Organisation...**





Schools, Colleges, Arts Organisations: Single and Multi-Users  
**From £42**

*AccessArt is a UK Charity and we believe everyone has the right to be creative. AccessArt provides inspiration to help us all reach our creative potential.*

---

**See the Resource Used in  
Schools...**





## What We Like About This Resource...

“The sentiment behind this resource idea is lovely and it provides an opportunity to really develop some fine motor skills as well as independence of approach. Taking ownership of the medal design means the sense of achievement is heightened beyond the children just being given one. You can really imagine the positive energy that would surround this activity within a classroom, with each child working on a shared project but embarking on their own creative journey.” – *Rachel, AccessArt*

## You May Also Like...

**Pathway: Playful Making**





[Featured in the 'Playful Making' pathway](#)

**Talking Points: Introduction to sculpture**

Sculpture.mp4



**Clay Art Medals**



**Talking Points: Nnena Kalu**



**Talking Points: Linda BELL**





---

## Portrait Club

### What We Like About This Resource...


**“We’re really grateful to Jake from Draw Brighton for sharing this activity which became so well received during lockdown 2020.**

**This is the perfect reminder that wherever we are in the digital or physical world, we have our eyes, hands and faces, and drawing provides a wonderful opportunity to come together in small groups to make sketches of each other. Use this activity as an ice breaker before a workshop, or as a transition activity between classes or**

events. Thank you Jake!" *Paula, AccessArt*

## You Might Also Like...

### Pathway: Exploring Identity



[This is featured in the 'Exploring Identity' pathway](#)

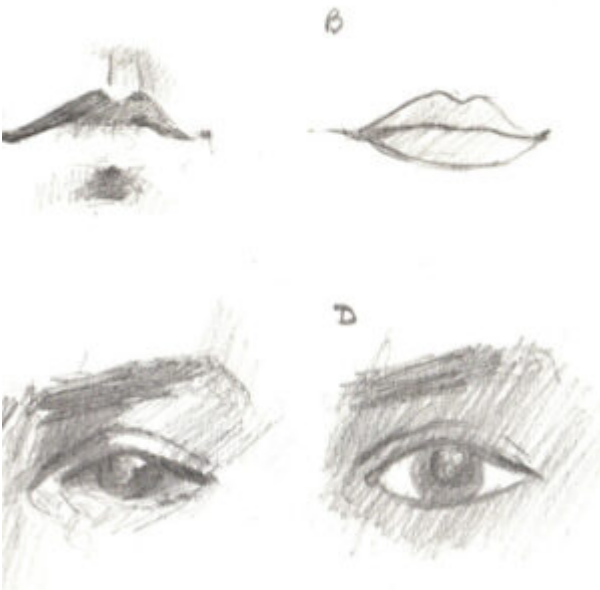
### Talking Points: Njideka Akunyili Crosby



# Making Physical or Digital Layered Portraits



## Introduction to Portraits



## Exploring Portraits in Graphite, Collage and Clay





---

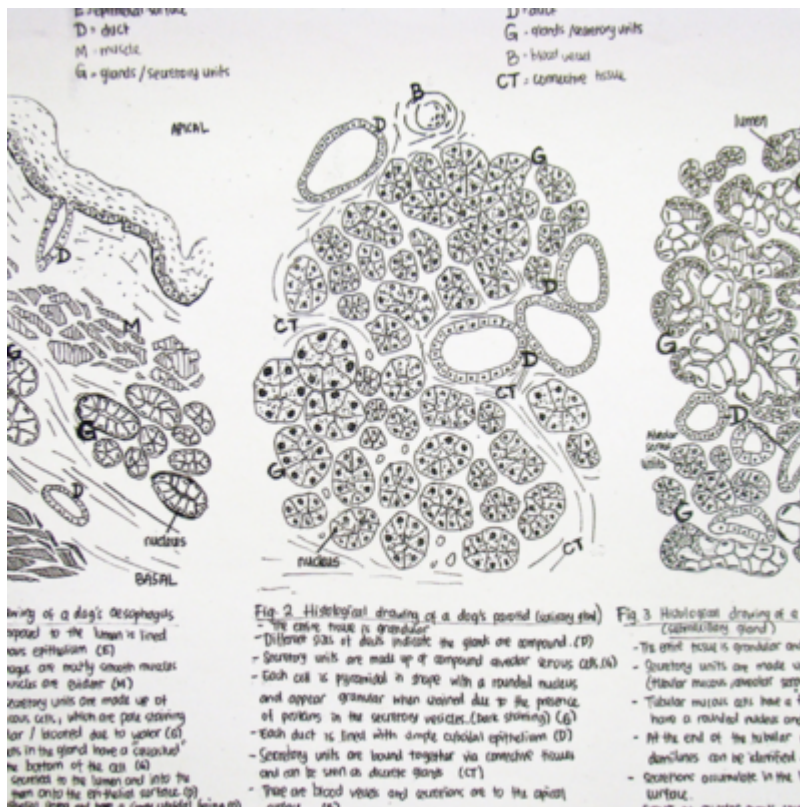
## **Movement Maps**

---

**Drawing for Learning in  
Anatomy, by Dr Fay Penrose**

**You might also like...**

**University of Liverpool Veterinary  
Science Schematic Drawing Task**



## Fay shares her working process in using drawings as a means of building understanding

## Drawing for Science, Invention and Discovery



A collection of resources which explore methodical and chance drawing processes, together with visualisation, adaptation and memory drawing activities.

---

**Drawable: Globe Paintings by Stephanie Cubbin**

---




# Mark Making & Sound: Part Two

## You May Also Like...

### Mark Making & Sound: Part One



### Mark Making & Sound: Part Three



## Pathway: Music and art



[This is featured in the 'Music and Art' pathway](#)

---


## Mark Making & Sound: Part One

### You May Also Like...

Mark Making & Sound: Part Two



## **Mark Making & Sound: Part Three**



## **Pathway: Music and art**





[This is featured in the 'Music and Art' pathway](#)

**Drawing to a Slow Rhythm**



**Inspired by Miro**



## Drawing to Music



---

**AccessArt      Drawing      Prompt  
Cards**

---

# Collaborative Public Mural Project

---

## Drawing Large

See This Resource Used in Schools...







# You Might Also Like...

**Pathway: Gestural Drawing with Charcoal**



[Featured in the 'Gestural Drawing with Charcoal Pathway'](#)

**Session Recording: exploring Charcoal**



**Molly Hausland**



**The ancient art of konan**



---

**Home: The Little House on**


# West Street LockDown Project

---

## Mono Printing Session with 'Change, Grow, Live'

### You May Also Like...

Pathway: Exploring the world through mono print



[This is featured in the 'Exploring The World Through Mono print' pathway](#)

Talking Points: Xgaoc'o Xare





**Video enabled monoprint resources**




---

**Drawing Small**

# You May Also Like...

**Pathway: Exploring the world through mono print**



[This is featured in the 'Exploring The World Through Mono print' pathway](#)

**Drawing Large**



---

# **Inspired! Re-Creating Cupid and Psyche in Mixed Media by Year Fives at Linton Heights**

Year Five teacher, Kirsty Webb, shares her pupils' Inspire journey and their response to the Renaissance painting of Cupid and Psyche by Jacopo Del Sellaio at the Fitzwilliam Museum, Cambridge and the benefits of having a full immersion into materials and working together as a class on a shared project.

---

# **Inspired! Psyche's Resilience by The Fitzy Peters**

Natalie Bailey shares the pupils' Inspire journey and their response to the Renaissance painting of Cupid and Psyche by Jacopo Del Sellaio at the Fitzwilliam Museum, Cambridge as well as her reflections on the transformative impact that the project had on the children and how Art can support healing and wellbeing.

---

# **Research: Life Drawing & Adolescents**

---

## **Cupid and Psyche: How a Fifteenth-Century Renaissance Panel Became the Most Loved Painting in Cambridgeshire**

Sheila Ceccarelli tells the story of how Cupid and Psyche, painted by Jacopo Del Sellaio, an Italian Renaissance artist, came to become the most loved painting in Cambridgeshire. Inspire is an exhibition of art made by primary school children and celebrates the creativity of our local schools. It champions the on-going importance of cultural learning and the visual arts for children and young people. A chance also to see Del Sellaio's Cupid and Psyche on display next to the children's work.

---

## **'Meet and Make' Teacher CPD Event and Resource Share**

See how teachers, museum educators, the local scrap store and arts organisations were brought together for a making session inspired by Brilliant Makers at Arbury Primary School,



Cambridge with year three teacher Eilis Hanson.

---

# **Simple Animation: Making a Flick Book**

Flick books are a great way to make simple animations.

---

## **Journeys**

Melissa Pierce Murray explores the theme of Journeys with teenagers. Inspired by the work of Kandinsky, teenagers explored how to capture the tone, texture and feel of a place or a movement.