

# Illustrating a Book: The Making of Rabbit, Cactus, Accident

[By Yu-Ching Chiu](#)

In this resource, illustrator Yu-Ching Chiu shares with us the process of creating her silent book [Rabbit, Cactus, Accident](#). This post may be of interest to students thinking about how they might create their own illustrated book.

[Join AccessArt](#) to access the full post below.

---

	Please log in here to access full content.	
Username	<input type="text"/>	
Password	<input type="password"/>	
	<input type="button" value="Login"/> <input checked="" type="checkbox"/> Remember me	
	<a href="#">Forgot Password</a>	

To access all content, I would like to join as...

An Individual



Creative practitioners, educators, teachers, parents, learners...

From £3.50

**An Organisation...**



Schools, Colleges, Arts Organisations: Single and Multi-Users  
From £42

*AccessArt is a UK Charity and we believe everyone has the right to be creative. AccessArt provides inspiration to help us all reach our creative potential.*

---

## What We Like About This Resource...

***“I really like how Yu-Ching’s process combines hand-drawing and painting, before moving across to digital. Combining those processes ensures that***

*the illustrations retain a very warm, tactile look to them, but the digital element refines the imagery. We really like what Yu-Ching says about the benefits of silent books being universally understood and feel that the benefits and challenges of not using words means that the imagery has to be really clear, which encourages lots of exciting creative problem-solving.” – Tobi, AccessArt*

## You May Also Like...


**Creating a Storyboard and dummy book**



**Drawable: the 3 Panel Challenge**



3.



## Drawable: My Tiger Sketchbook



## Illustrating The Jabberwocky



---

# Collecting Colour in my Moodboard Book

## What We Like About This Resource...

*"It's really nice to see that although Rachel Parker works quite digitally, her process from the beginning is very tactile. Rachels books act as a really great source of inspiration, helping to break down the creative blocks that we all get from time to time. Having a sketchbook dedicated to colour means that as well as working with colours that you already love, you can test new*



*colour palettes and see colours from a new perspective. I especially love how Rachel picks up on the different tones in colours by looking at the way light hits it in order build her colour palette around those supporting tones as well as big statement colours.” – Tobi, AccessArt*

## You Might Also Like...

**Which Artists: Rachel Parker**





Find out about Rachel's journey to becoming a pattern designer

## Make Repeat Patterns



A resource by Rachel Parker to help students build repeat patterns



## Exciting Colour



[A collection of resources by Rachel Parker to help you build your own colour moodboard](#)

---

# Collecting Colour

## What We Like About This Resource...

*"It's great to see how a simple exercise such as colour collecting, which can be done in a classroom setting, is also used in a professional capacity. This gives the activity a clear context and purpose. It's nice to see Rachel's decisions being made in real time, it demonstrates how artists are constantly reflecting on and self evaluating their own decisions. Rachel also shows us that she sometimes gets colour palettes from photos that she's taken herself, this is really exciting because it demonstrates how the artists experience is central to their work. Students will be able to bring their own experience and personality to this activity by having complete control over what their colour moodboard becomes."*  
– Tobi, AccessArt

## See How This Resource Is Used in Schools...







**You Might Also Like...**

**Which Artists: Rachel Parker**





[Find out about Rachel's journey to becoming a pattern designer](#)

**Make Repeat Patterns**





A resource by Rachel Parker to help students build repeat patterns

**Exciting Colour**





[A collection of resources by Rachel Parker to help you build your own colour moodboard](#)

---

# How Colour Collection Inspires My Work

## What We Like About This Resource...

*“Rachel’s work is so vibrant and full of joy, it’s really exciting to see how she starts to form creative ideas around colour. Rachel highlights the importance of colour trends but also gives herself the opportunity to create her own trends which adds a level of playfulness and personality to her colour exploration. Seeing her colour books translate into fabric demonstrates a real clarity in her decision making process.” – Tobi, AccessArt.*

## You Might Also Like...

**Which Artists: Rachel Parker**





[Find out about Rachel's journey to becoming a pattern designer](#)

**Make Repeat Patterns**





A resource by Rachel Parker to help students build repeat patterns

**Exciting Colour**





[A collection of resources by Rachel Parker to help you build your own colour moodboard](#)

---

# Escaping Wars and Waves – Encounters with Syrian Refugees

## What We Like About This Resource...

*‘This resource really demonstrates how art can successfully bring awareness to important humanitarian issues, promote inclusivity and can give a platform to those who otherwise wouldn’t be heard. The links between text, photos and drawings are really strong and demonstrate the creative process used by Olivier from start to finish. I really like the inclusion of suggestions for students within the post, which encourage students to learn more about their community and to understand the experience of being displaced. This in turn will hopefully inspire the next generation to be part of an inclusive and empathetic society.’ – Tobi, AccessArt*

---

**Which Artists: Tatyana Antoun**



# What We Like About This Resource...

*“The research phase of a creative project can be presented in many different ways, and can even be an art form in itself. Here, Tatyana demonstrates how her sketchbooks became a medium through which she expressed her thoughts, refined her ideas and explored materials. We believe sketchbooks to be a powerful tool for children to take ownership of their ideas and travel on their own creative journey, without necessarily knowing the destination. Take a look at our [sketchbook journey](#) for more sketchbook inspiration” – Rachel, AccessArt.*


## You Might Also Like...



[Sketchbooks and Thinking Skills](#)



## Sketchbooks for Designers – an Introduction for Children



## Using Sketchbooks to Take Ownership of Ideas

---



# Which Artists: The Life & Works of Madge Gill

## What We Like About This Resource...

“The life of Madge Gill that Sophie Dutton recounts here gives us real insight into the challenges that Madge Gill experienced, and how these challenges would have been common among women at the time. When we study the work of Artists, it adds a rich context to our experience of their work to consider their personal history, and helps us ask questions like ‘why do you think the Artist painted in this way or was inspired by this subject matter?’ If you introduce your class to Madge Gill, begin with looking back over her younger life to try and better understand her motivations as an Artist” – *Rachel, AccessArt*

## You May Also Like...




## I am AccessArt: Ann Rippin



## Making Batik Textiles in the Classroom





## [How I Use Drawing and Sketchbooks](#)

---

# Turkish Map Fold


## What We Like About This Resource...

“This activity is a great example of how we can use paper as the focus of creativity. Often we use paper purely for drawing or painting on, but here, it is central to the activity itself. While these particular folded sculptures have their roots in Turkish culture, you could still deliver the activity if looking at things like Origami too, thus linking it across different cultures” –


## Rachel, AccessArt

## You Might Also Like...

# Puzzle Purses Part 1



## Puzzle Purses Part 2



## Paperback Figures





---

## Which Artists: Theresa Easton

## What We Like About This Resource...

“It’s interesting to hear Theresa describe Printmaking as a social activity, with the shared use of materials and equipment so central to the practice. This could be a positive way of working for lots of children in school, where instead of just working on individual art work, they can collaborate and embrace the creative sharing experience!” – *Tobi, AccessArt.*

# You Might Also Like...



## Monoprint Animals



## Screen printing Inspired by Matisse





## [An Exploration of Shepherd Fairey](#)

---

# Ink Collage Inspired by The Wolf Wilder

Using a well loved children's book as a starter for creating a beautiful and varied collage using different inking techniques.

---

## Animating Old Books

---

# The August Creative Challenge Gallery – Week Four

---

## Paperback Figures: Collaged, Relief Sculptures

### You May Also Like....

Visual Arts Planning Collections:  
Cardboard and paper



Book art with Primary children





## Making 2d & 3d Fashion Designs with Painted and Decorated Paper



**Artist Aurora Cacciapuoti**

# Introduces Bookbinding

# Japanese

Aurora Cacciapuoti, illustrator and artist, guides you, step by step, through the simple process of Japanese book binding.

[Full AccessArt Members Only](#)

---

## Making 'Large as Life' Scroll Drawings

Making very long, linear drawings which turn into scrolls.

[Full AccessArt Members Only](#)

---

## Exercise for Making an Artist's Book or Sketchbook

Making a beautiful, thoughtful, artist's book via a single sheet of paper. [Full AccessArt Members Only](#)

---



# Book Art with Primary Children

Making Book Art with primary aged children. [Full AccessArt Members Only](#)

---

## Diary of a Sculptural Sketchbook

AccessArt member Emma Davies shares her working process through a sculptural sketchbook diary – working both outside and in the studio.

---

## Sketchbooks and Performance

AccessArt member Emma Davies shares how sketchbooks and performance have inspired each other and inspired her practice.