

# Talking Heads

[By Tobi Meuwissen](#)

In this resource, learners explore their voice and express the things they want to say through debate and portraiture.

Inspired by [Lubaina Himid's](#) theatre exhibit, in which she creates to-scale cardboard and wooden sculptures of characters in theatre, learners will create cardboard portraits.

Learners will explore facial expressions and messaging through group discussions or independent contemplation, finding their message within the conversation, and coming together at the end to visualise their place within the conversation. This resource is suitable for ages 13 and up.

[Log in](#) below as a full member to watch the full video.

---

	Please log in here to access full content.	
Username	<input type="text"/>	
Password	<input type="password"/>	
	<input type="button" value="Login"/>	<input checked="" type="checkbox"/> Remember me
	<a href="#">Forgot Password</a>	

To access all content, I would like to join as...

**An Individual**



Creative practitioners, educators, teachers, parents, learners...

[From £3.50](#)

**An Organisation...**



Schools, Colleges, Arts Organisations: Single and Multi-Users  
**From £42**

*AccessArt is a UK Charity and we believe everyone has the right to be creative. AccessArt provides inspiration to help us all reach our creative potential.*

---

## You May Also Like...

**find your messages**

me for art  
homework  
getting stuff done.  
relaxing  
/ without Hmunk  
fun - freedom  
or everyone / don't judge  
before you know  
y

## Portrait Club



## Adapting AccessArt: Faces and Stories





## **Exploring Macbeth Through Art: Macbeth Portraits**



---

## **Making a Cardboard Sketchbook**

---

# **“Acts of Kindness” Workshop**

---

## **Giant Jewellery: Multimedia Response to Yayoi Kusama**

---


### **Egg Box Gargoyles**

### **You May Also Like...**

**Visual Arts Planning Collections:  
Cardboard and paper**



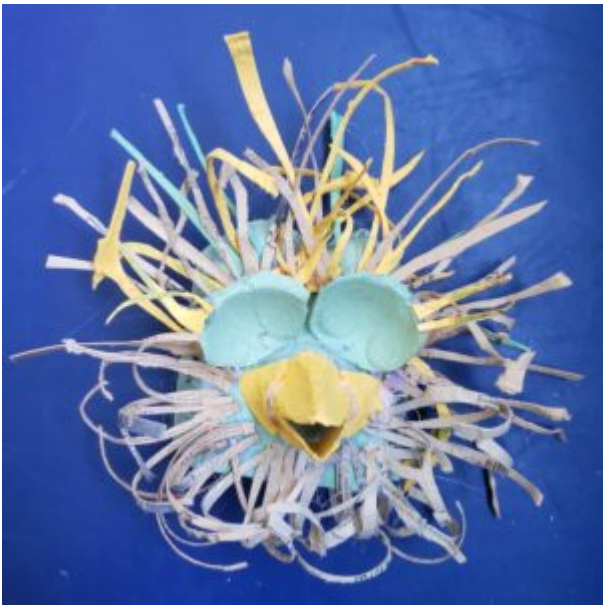
## **Making a Sculptural Modroc Mask**



## **Making a Mask from Sticks and Tissue Paper**



**See This Resource Used in Schools...**







---

## Ice Worlds

### You May Also Like...

Pathway: Using Art To Explore Global Issues



[This resource is features in the 'Using Art To Explore Global Issues' pathway](#)

**Drawing Source material: ice**



**Talking Points: Drawn To Antarctica**



**Mini world Lightboxes**



---

## **Magic Caring Box**

---

## **Wet Strength Tissue Paper Cups**

## **You Might Also Like...**

**Sculptural Modroc Pots**




## Art Club Cafe



## Manipulating Paper: 2D into 3D





---

# Alternative Fashion

## You Might Also Like...

2d and 3d Fashion Designs using Painted Paper



## Barbie and Ken Transformation



## Puppets Inspired by Historical Paintings



---

## Hew Locke Inspired Boats

# See This Resource Used In Schools...





**You Might Also Like...**

**Making a Treehouse**





## **Dropped Cone Sculptures**



## **What is Sculpture?**



**DALER**   
**ROWNEY**



**See This Resource Used In  
Schools...**





## You May Also Like

### Creating a book world



### World in a matchbox





## **Insect hotels**



**Pedagogy in 250 words: Making is hard**



## Prop Making for Toys



---

## Prop Making for Toys

**DALER**   
**ROWNEY**



**You May Also Like...**

**Creating a book world**



## Pedagogy in 250 words: Making is hard



## World in a matchbox



## Top tips for cardboard creations



---

## Making a Treehouse



# You May Also Like...

**Pathway: Stick Transformation project**



[This is featured in the 'Stick Transformation Project' pathway](#)

**Talking Points: treehouses**




---

# Charcoal Cave

**See This Resource Used In  
Schools...**





# You May Also Like...

Pathway: Gestural Drawing with charcoal



[This is featured in the 'Gestural Drawing with Charcoal' pathway](#)

Talking points: Edgar degas





## Talking Points: What is Chiaroscuro?



## Pathway: Cave Art



## Session Recording: exploring Charcoal





---

# **AccessArt's Prompt Cards for Making**

## **You Might Also Like...**

**Pathway: Music and art**



[This is featured in the 'Music and Art' pathway](#)

**Pathway: Playful Making**



[This resource is featured in the 'Playful Making' pathway](#)

**Manipulating Paper**



## Cardboard Sculptures



## The Chair and Me



---

## Still Life Compositions: Inspired by Cezanne

### What We Like About This Resource...

*"This activity walks through a number of different processes and taps into multiple skills. This provides a rich exploratory project for children to fully immerse themselves in. Cezanne was the focus artist for this project, but other contemporary still life painters could be used as starter inspiration. We actually advocate showing the work of more than one artist as this builds*

*knowledge of how approaches to painting, drawing etc differ. This also helps children move towards a personal response rather than creating a 'copy' of one particular artist's work" – Rachel, AccessArt*

## You Might Also Like...

**Pathway: Exploring Still Life**



[This is featured in the 'Explore Still Life' pathway](#)

**talking points: Flemish and Dutch Still Life Painters**





## Talking Points: Paul Cezanne



## talking points: Contemporary still life



---

## Creativity Medals

See the Resource Used in  
Schools...





# What We Like About This Resource....

“The sentiment behind this resource idea is lovely and it provides an opportunity to really develop some fine motor skills as well as independence of approach. Taking ownership of the medal design means the sense of achievement is heightened beyond the children just being given one. You can really imagine the positive energy that would surround this activity within a classroom, with each child working on a shared project but embarking on their own creative journey.” – *Rachel, AccessArt*

## You May Also Like....

Pathway: Playful Making





## Featured in the 'Playful Making' pathway

### Talking Points: Introduction to sculpture



### Clay Art Medals



### Talking Points: Nnena Kalu





## Talking Points: Linda BELL



---

## Making Musical Instruments

# What We Like About This Resource...

“It’s great to see music being explored in this way, and combining it with making creates a really interesting immersive project. This activity would work well as part of an extended project looking at musical instruments around the world and some of the natural materials they are made from.” – *Rachel, AccessArt*

## You Might Also Like...

Pathway: Music and art



[This is featured in the ‘Music and Art’ pathway](#)

talking points: wassily Kandinsky



**drawing source material: orchestras**



**A Cheerful Orchestra**



**Talking Points: Linda BELL**



**Talking Points: Nnena Kalu**



---

# Dropped Cone Sculptures with Julia Rigby

## What We Like About This Resource...

“There’s a really fun element to this activity which is you can imagine all children really enjoying! The idea of food on large scale is a great starter for a sculpture project and an early exploration of working in 3D. What’s really positive to see in this project is how the children used their sketchbooks to design their ice creams prior to working in 3D. They then had



the opportunity to re visit and refine their ideas as they worked. This provides a solid foundation for the concept of design development and design through making- both of which underpin any visual arts or design project or profession. For more support on how to develop sketchbook practice in your setting please see our [Sketchbook Journey](#)" – Rachel, AccessArt

## You Might Also Like...



[Art Club Cafe](#)



## Communal Drawing: Summer Picnic



## Redesigning Food Packaging

---

# Redesigning Food Packaging

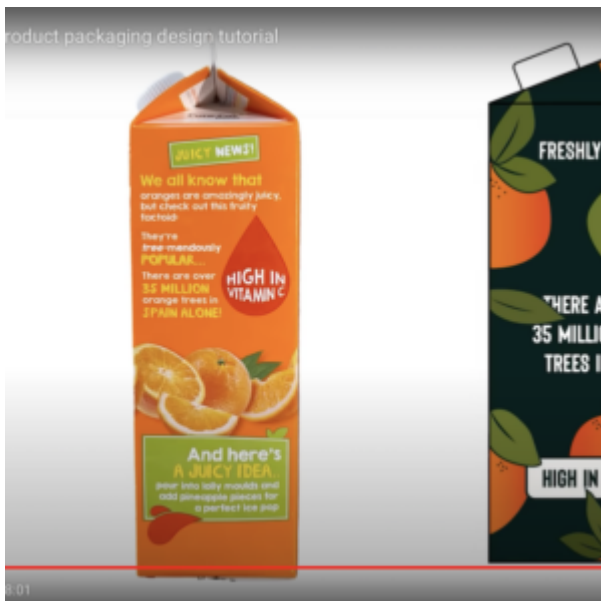
# You May Also Like...

## Pathway: 2D Drawing to 3D Making



[This is featured in the '2D Drawing to 3D Making' pathway](#)

## Talking Points: Packaging Design



# What is Typography

