


Using a Found Book for a Sketchbook

by Andrea Butler

As an artist, I am always excited by a blank sketchbook and its possibilities and I never know when one from my collection will turn out to be the perfect sketchbook for a particular project. I also keep an eye out for interesting second hand books and magazines, as these can be repurposed to create individual, themed sketchbooks that can complement the artwork presented within them. In this resource, I share how I experimented with using a second hand book to create a sketchbook.



Pages with geometry are chosen to complement the angular marks of my drawing from Frank Auerbach's work

	Please log in here to access full content.
Username	<input type="text"/>
Password	<input type="password"/>
	<input type="button" value="Login"/> <input checked="" type="checkbox"/> Remember me
	Forgot Password

To access all content, I would like to join as...

An Individual



Creative practitioners, educators, teachers, parents, learners...

From £3.50

An Organisation...



Schools, Colleges, Arts Organisations: Single and Multi-Users
From £42

AccessArt is a UK Charity and we believe everyone has the right to be creative. AccessArt provides inspiration to help us all reach our creative potential.

Making a Backwards Sketchbook

Animal Habitats: An Ecological Mural of Planet Earth

Vicki Ostersen visits her local Primary School to create a beautiful large scale mural of animals in their natural habitats.

Ink Collage Inspired by The Wolf Wilder

Using a well loved children's book as a starter for creating a beautiful and varied collage using different inking techniques.

Botanical Fairies

Rainbows and Waves for Grey

Days

Inspired! Re-Creating Cupid and Psyche in Mixed Media by Year Fives at Linton Heights

Year Five teacher, Kirsty Webb, shares her pupils' Inspire journey and their response to the Renaissance painting of Cupid and Psyche by Jacopo Del Sellaio at the Fitzwilliam Museum, Cambridge and the benefits of having a full immersion into materials and working together as a class on a shared project.

Unesco: Celebrating the Power of Making!

Inspired by Paula's recent rousing film, 'It's in Our Hands', artist Jan Miller pulled images together from her own teaching to illustrate the things the children in her classroom do with their hands

Cupid and Psyche: How a Fifteenth-Century Renaissance Panel Became the Most Loved Painting in Cambridgeshire

Sheila Ceccarelli tells the story of how Cupid and Psyche, painted by Jacopo Del Sellaio, an Italian Renaissance artist, came to become the most loved painting in Cambridgeshire. Inspire is an exhibition of art made by primary school children and celebrates the creativity of our local schools. It champions the on-going importance of cultural learning and the visual arts for children and young people. A chance also to see Del Sellaio's Cupid and Psyche on display next to the children's work.

Thinking Silhouettes

Mini World Light Boxes

Teacher Anna Campbell shares this beautiful resource which shares how children aged between 4 and 7 years old, made 'Light' boxes. This project could easily be adapted for an older class and is brilliant for SEN children/adults.

Wall Drawings with Tape

Abstract Face – Relief Sculptures

In this construction and painting resource, students make an abstract face, relief sculpture from cardboard, adding colour, texture and metal findings. This resource was inspired by the work of Kimmy Cantrell, a self-taught contemporary artist who uses asymmetry to question long-established views around beauty.

Anthropomorphic Paintings Animal

This painting activity looks at giving human characteristics to animals. Anthropomorphism is making something which is not human, more human like for e.g Miss Piggy, Mickey Mouse and the characters created by Beatrix Potter. This activity was inspired by the paintings of two contemporary artists who use anthropomorphism in their work, Ken Hoffman and Svjetlan Junakovic.

‘Painting’ with Plasticine

In this resource, students create an A4 plasticine painting on mountboard, in a theme of their choice. The artwork is completed with a painted border using water based paints. This project took six, one hour sessions to complete but if you can't allocate that amount of time, reduce the size of the mountboard to A5 or smaller.

The Wildflower Meadow

Rachel Burch, Head of Art at Burton Hathow Preparatory School and her pupils explore simple drawing, collaging and painting techniques to create beautiful artworks inspired by a summer meadow.

David Parr House – “What’s Your Space?”

In celebration of the opening of David Parr House in Cambridge, this resource aims to inspire children aged 8 to 12 to explore design.

Nursery Night Time Collage


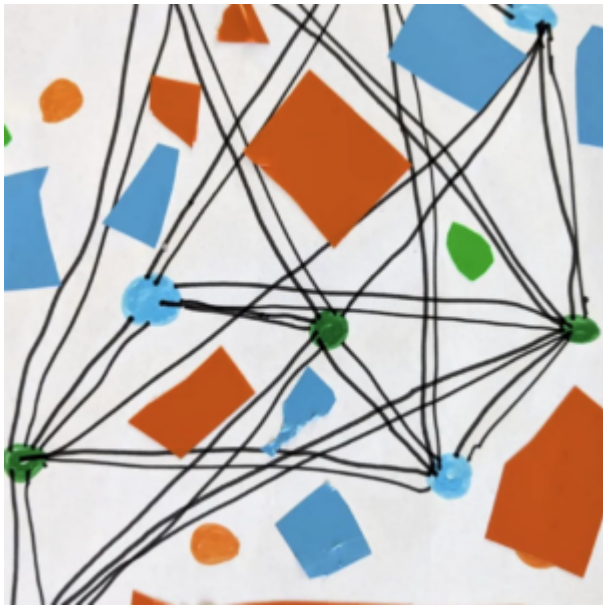
Inspired by the AccessArt Village, artist Rachel Thompson works with pre-school aged children in St Matthew's Nursery School, Cambridge to make their very own night time scenes with collage and wax-resist.

Making the Gift of Home this Winter

The AccessArt Village in the Ruskin Gallery, Cambridge and how to celebrate community, creativity and home.

Rules and Resolutions

See This Resource Used In Schools...





You May Also Like...

Pathway: Exploring pattern



[This is featured in the 'Exploring Pattern' pathway](#)

Talking points: Andy Gilmore



talking points: Louise Despont

