

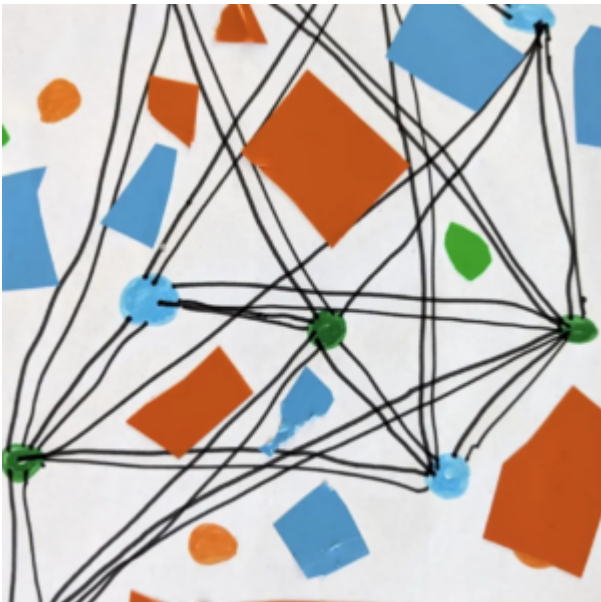
# Making the Gift of Home this Winter


The AccessArt Village in the Ruskin Gallery, Cambridge and how to celebrate community, creativity and home.

---

## Rules and Resolutions

## See This Resource Used In Schools...





# You May Also Like...

**Pathway: Exploring pattern**



[This is featured in the 'Exploring Pattern' pathway](#)

**Talking points: Andy Gilmore**



**talking points: Louise Despont**



---

# **#BeACreativeProducer – Animating a Demonstration!**

Using cut-out images against a green screen to make a simple stop motion animation.

---

# For Remembrance Day

Anne-Louise Quinton creates a project for her Year 9 pupils to commemorate Remembrance Day. The teenagers worked collaboratively to create a collaged frieze of paper soldiers in response to an artwork by John Singer Sargent and a war poem by Wilfred Owen.

---

# Taking on the Inktober Challenge

Artist Morag Thompson Merriman taking on the Inktober Challenge and generously shares her process with AccessArt.

---

# Use Scrapstores!

---

# **7 & 8 Year Olds Explore MonoPrinting & Oil Painting**

---

**Drawing with Scissors:  
Screen Printing  
Workshop in 3 Stages,  
Inspired by Matisse**

---

# Withy Butterflies

Art educator Anne-Louise Quinton shares a workshop for making a flock of large, withy butterflies, creating a colourful and dramatic artwork.

---

## An Exploration of Artwork by Shepard Fairey

---

# **Teenagers Propaganda Inspired Shepard Fairey**

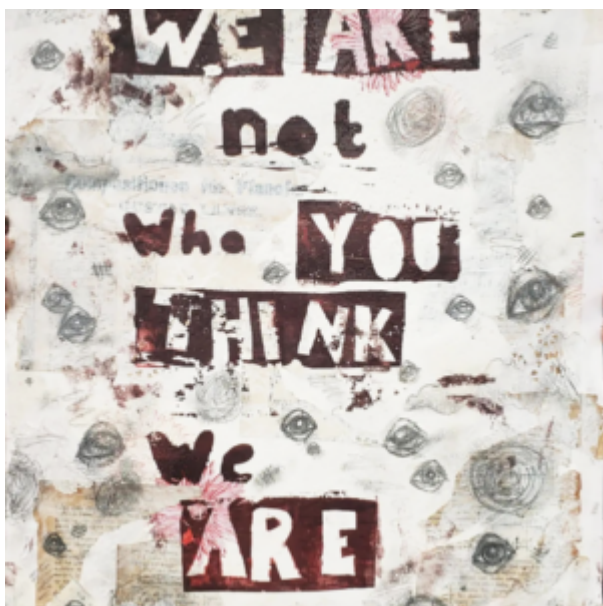
## **Make Art by**

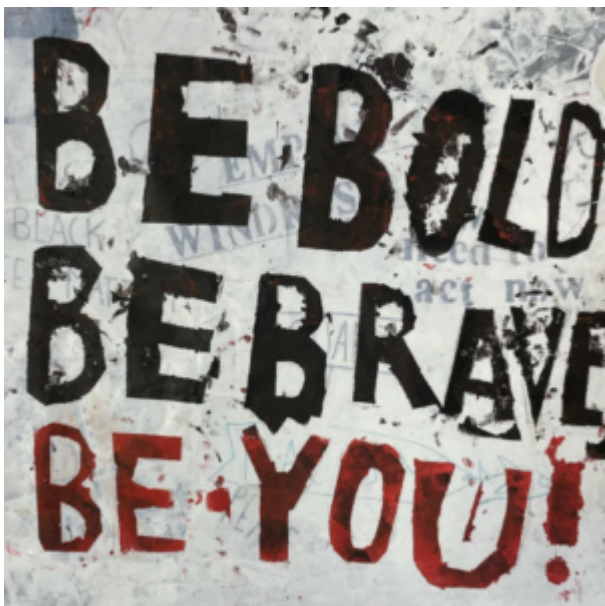

### **See This Resource Used In Schools...**



















# You May Also Like...

## Pathway: Print & Activism





This is featured in the  
'Print & Activism' pathway


**Talking Points: Luba  
Lukova**



# Talking Points: Faith Ringgold



# Talking Points: Kate DeCiccio





# Talking Points: Shepard Fairey



---

**Screen Prints  
Inspired by  
Shepard Fairey**

---

# **Making Sculptural “Wild Things” (Session 2 & 3)**

**See This Resource  
Used In Schools...**









# You May Also Like...

**Pathway: Drawing and Making Inspired by Maurice Sendak**



**This resource is featured in the 'Drawing and Making Inspired by Maurice Sendak' pathway**

# **talking points: maurice sendak**



## **session recording: exploring modroc**



---

# Roseate Spoonbill Mixed Media Project

---

## Beginning with Bones

In a workshop led by artist Melissa Pierce Murray, teenagers make observational drawings of a 1/4 life size model of a skeleton to understand the structure of the human body. Students looked at how artists used

armatures, including Alberto Giacometti and Henri Matisse.

---

## Dancing Bones

Inspired by real anatomical drawings of human, ape, cat, lion, horse and dog skeletons, teenagers build 'life size' and 'oversize' collages of 'dancing skeletons' – This workshop was led by artist Melissa Pierce Murray

---

Year 3 Roald Dahl



# **& Quentin Blake Homework**

A year three homework brief to 'make or draw a Roald Dahl character inspired by Quentin Blake.'

---

## **The AccessArt Village and How a Small Idea can be Big**

Sheila Ceccarelli from AccessArt leads year nine students from Frances Bardsley Academy for Girls on a collective

drawing and collage experience exploring the #AccessArtVillage in BRG Brentwood Road Gallery. Students absorb this stunning collection of sewn houses and inspired by thread and stitches, make their own creative responses.

---

# **Making an Ink and Wax Village with Pupils in Mansfield**

---

# Wave Bowls

In this session children make 'wave bowls' with Paula Briggs – a session where the pieces literally 'come together'.