

# **Year 3 & 4 Making Club: Animal Parade – Week One**

To use our Carnival Mask Template to create animal masks for an Animal Parade at the end of this half term.

---

## **Paperback Figures: Collaged, Relief Sculptures**

### **You May Also Like....**

**Visual Arts Planning Collections:  
Cardboard and paper**



## Book art with Primary children



## Making 2d & 3d Fashion Designs with Painted and Decorated Paper



# Red to Green: Taking Rubbings and Making Compositions


process of recording by taken rubbings from natural and man made objects whilst incidentally making uninhibited gestures and marks with graphite

---

## ‘Birds in the Trees’ by Pupils at Battyeferd Primary School

### You May Also Like....

Visual Arts Planning Collections: Birds



## **Drawing Feathers**



## **Flat yet sculptural**



---

**Paint, Colour and**

# **Autobiographical Imagery**

---

## **Priscilla the Puffin: Make a Simple Bird Mobile**

Nicola McGovern was one of the artists who generously donated an artwork to the AccessArt Share-a-Bird Project. She sent a mobile of a puffin and included a template so that the children who received her bird could have fun making a whole flock of puffins.

---

## **Pattern and Collage: A Whole School Workshop at Monkfield Primary School**

---

## **Inspired by Joseph Cornell: Making a Decorative Aviary**

# Box

See This Resource Used In  
Schools...









---

## **Printmaking with Salvaged Sticky Back Aluminium Foil, Mixed Media and Cardboard**

---

## **Manipulating Paper: Turning 2D into 3D**

Andrea Butler and Paula Briggs show how to manipulate flat pieces of paper into three dimensional shapes.

---



# **Animal Sculpture and Collage with Students at Philip Southcote School, Surrey**

Exploring 'identity' by interpreting the characteristics, habitats and personalities of animals through making sculpture and collage with scrap store materials.

---

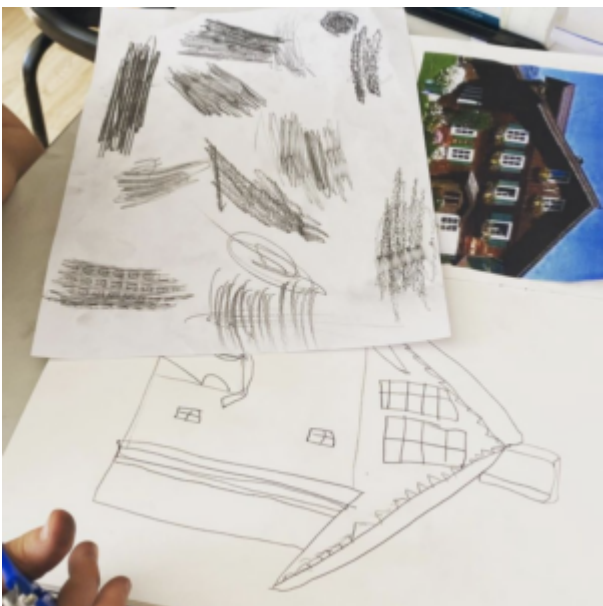
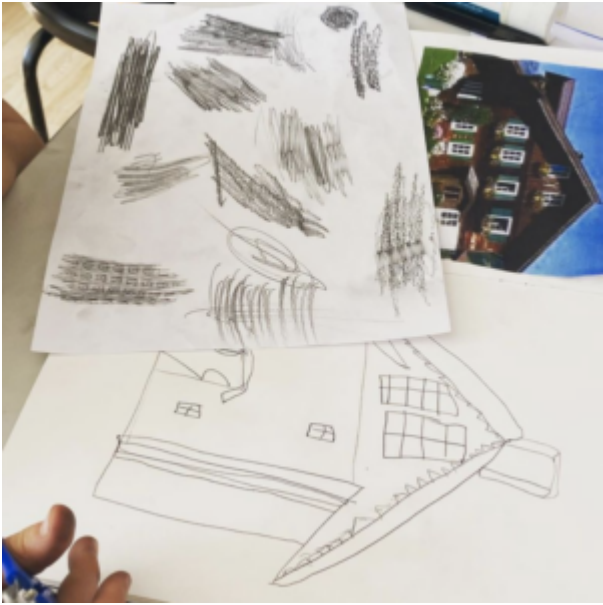
## **Inspired by Google Earth: Making**

Making models inspired by images from Google Earth.

---

## **Houses from Around the World: International Day at Monkfield Primary School**

## **See This Resource Used In Schools...**





---

# **Flat Yet Sculptural? Drawing, Collage, Construction**

Following on from using the grid method to scale up simple drawings, children worked on collage and construction to transform their drawings into sculptures.

---

## **Exploring Materials: Paper and Water and Making Paper**

---

## **Exploring Three Dimensions with Lego: Drawing and Collage**

### **You May Also Like...**

**Pathway: Exploring Form Through Drawing**



[This is featured in the 'Exploring Form Through Drawing' pathway](#)

**Adapting AccessArt: From 2D to 3D**



---



# **Jo Allen and Rachael Causer: Relief Printmaking at Ridgefield Primary School**

---

**Literacy Boost Project: James  
& the Giant Peach Garden by  
Cordelia Spalding**

**You Might Also like...**

**Pathway: Telling Stories through drawing  
and making**



[This is featured in the 'Drawing Stories Through Drawing and Making' pathway](#)

---

## Exploring Portraits with Eleanor Somerset

### You May Also Like...

Visual Arts Planning Collections:  
Portraits



Egg Box Gargoyles



**fruit inspired clay tiles**



---

**Using Sketchbooks to Inform  
Larger Work**