

Working on Black Paper

By [Jan Miller](#)

In this post, Jan talks through a range of painting projects using black paper as a starting point. Beginning with still life plates of fish, the ideas move across age groups and subject matter, providing lots of inspiration for having fun and moving away from white paper.



Introduction

There is a tendency to work on white paper in the classroom. We use white paper sketchbooks for much of our lesson starters and observation drawing so recently, we have been trying final pieces on coloured paper. We have used subtle coloured sugar papers and rich tones of mineral paper, but I've found the darker colours, particularly black, have been most popular. The effect of this black paper is that the colours appear bright and bold. The gaps are not a problem and they do not

have to be filled. Adding texture such as sgraffito is very effective as the black shows well from underneath. Printing with textures creates a bold effect and colourful collage paper works well also.

We have painted on black with several classes recently and all have been successful. This project used Picasso's ceramics of his fish on a plate as our inspiration. The approach to learning and painting was joyful and playful.

	Please log in here to access full content.
Username	<input type="text"/>
Password	<input type="password"/>
	<input type="button" value="Login"/> <input checked="" type="checkbox"/> Remember me
	Forgot Password

To access all content, I would like to join as...

An Individual



Creative practitioners, educators, teachers, parents, learners...

[From £3.50](#)

An Organisation...



Schools, Colleges, Arts Organisations: Single and Multi-Users
From £42

AccessArt is a UK Charity and we believe everyone has the right to be creative. AccessArt provides inspiration to help us all reach our creative potential.

You Might Also Like...

Drawing Spirals



Thinking Silhouettes



Painting with Poster Paint



Coat-hanger Shells

You Might Also Like...

Drawing and Making Flowers



Painted and Sculptural Plant Pots



Drawing Insects with Wire



Digital Collage and Image

Manipulation


You May Also Like...

Pathway: Explore and Draw



[Featured in the 'Explore and Draw' Pathway](#)

Talking Points: Artists as Collectors and explorers



insect hotels



Autumn Floor Textiles



DALER 
ROWNEY

Explorer's Books: Collecting

Colour

DALER 
ROWNEY



You May Also Like...

T-Shirt Paintings



Autumn Floor Textiles



Marbled Hole Punch sketchbooks



Collaging with Wax Crayon Rubbings

DALER 
ROWNEY



**See This Resource Used In
Schools**





You May Also Like...


Transforming Objects



Autumn Floor Textiles



Imaginary landscapes



**Exploring A Midsummer Night's
Dream: Creating a Forest**

Collage Part Two

Exploring A Midsummer Night's Dream: Creating a Forest Collage Part One

Collecting Colour in my Moodboard Book

What We Like About This Resource...

"It's really nice to see that although Rachel Parker works quite digitally, her process from the beginning is very tactile. Rachels books act as a really great source of inspiration, helping to break down the creative blocks that we all get from time to time. Having a sketchbook dedicated to colour means that as well as working with colours that you already love, you can test new

colour palettes and see colours from a new perspective. I especially love how Rachel picks up on the different tones in colours by looking at the way light hits it in order build her colour palette around those supporting tones as well as big statement colours.” – Tobi, AccessArt

You Might Also Like...

Pathway: Brave Colour



Exciting Colour



Make Repeat Patterns



Which Artists: Rachel Parker



Collecting Colour

What We Like About This Resource...

“It’s great to see how a simple exercise such as colour collecting, which can be done in a classroom setting, is also used in a professional capacity. This gives the activity a clear context and purpose. It’s nice to see Rachel’s decisions being made in real time, it demonstrates how artists are constantly reflecting on and self evaluating their own decisions. Rachel also shows us that she sometimes gets colour palettes from photos that she’s taken herself, this is really

exciting because it demonstrates how the artists experience is central to their work. Students will be able to bring their own experience and personality to this activity by having complete control over what their colour moodboard becomes.”
– Tobi, AccessArt

See This Resource Is Used in Schools...





You Might Also Like...

Pathway: Brave Colour



Exciting Colour



Make Repeat Patterns



Which Artists: Rachel Parker



**How Colour Collection
Inspires My Work**

What We Like About This Resource...

“Rachel’s work is so vibrant and full of joy, it’s really exciting to see how she starts to form creative ideas around colour. Rachel highlights the importance of colour trends but also gives herself the opportunity to create her own trends which adds a level of playfulness and personality to her colour exploration. Seeing her colour books translate into fabric demonstrates a real clarity in her decision making process.” – Tobi, AccessArt.

You Might Also Like...

Pathway: Brave Colour



Exciting Colour



Make Repeat Patterns



Which Artists: Rachel Parker



Sculptural Environments Inspired by Hockney

**See This Resource Used In
Schools...**






Making 2d & 3d Fashion Designs with Painted and Decorated Paper

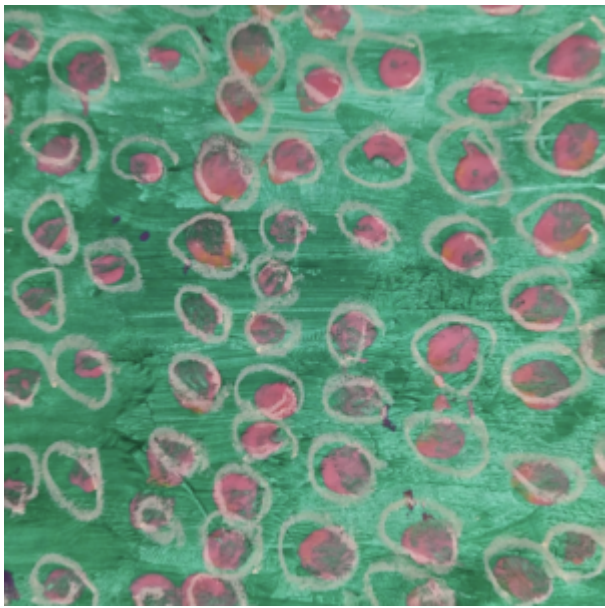
See This Resource Used In Schools...



















You May Also Like...

Pathway: Fashion Design




[This is featured in the 'Fashion Design' pathway](#)

**Talking
Narielwalla**

Points:

Hormazd



Talking Points: Tatyana Antoun



Talking Points: Alice Fox



Talking Points: Pyer Moss



Talking Points: Rahul Mishra



Making Painted & Sewn Landscapes

**See This Resource Used
In Schools...**





















You May Also Like...

Pathway: Cloth, thread, paint



[This is featured in the 'Cloth, Thread, Paint' pathway](#)


Talking Points: Frank Bowling



Talking Points: Hannah Rae



Talking Points: Alice Kettle



A Visual Poetry Zine with Monotype

Use monoprint, paint and collage to create zines inspired by poetry.

Expressive Painting & Colour Mixing

What We Like About This Post: “I love that this activity introduces students to colour mixing in a fun and interactive way, steering away from the more formal colour wheel and promoting a more intuitive way of colour mixing. The use of sketchbooks also gives students the opportunity to curate their work, nurturing the individuals creative decision making.” – Tobi, AccessArt

Osakana

**World War 1 And The
Work Of Paul Nash**

**See This Resource Used
In Schools...**







Home Made Inks

Making A Banner At Working College

What We Like About This Resource...

Working collaboratively towards a shared aim provides an alternative experience to working on individual projects. Creating together encourages listening, peer feedback and creative problem solving – all of which are hugely valuable in all areas of education” – *Rachel, AccessArt*

You May Also Like...



Mural and Workshop Project