

Which Artists: Liz West

By Liz West

Liz West is an Internationally Acclaimed Visual Artist who uses light as a tool, controlling the amount, shape, form, size, colour, strength and quality to fill architectural or fabricated structures. Liz's installations immerse the viewer in saturated environments and are known to stir up emotional responses in those who see it. In this post, Liz talks about her creative journey, inspirations for her installations and how her ideas materialise into reality. This post may be of interest to secondary school students keen to explore the potential of space and environment.



Please log in here to access full content.
--

Username	<input type="text"/>
Password	<input type="password"/>
	<input type="button" value="Login"/> <input checked="" type="checkbox"/> Remember me
	Forgot Password

To access all content, I would like to join as...

An Individual



Creative practitioners, educators, teachers, parents, learners...

From £3.50

An Organisation...



Schools, Colleges, Arts Organisations: Single and Multi-Users
From £42

AccessArt is a UK Charity and we believe everyone has the right to be creative. AccessArt provides inspiration to help us all reach our creative potential.

What We Like About This Resource...

"It's really interesting to hear how the interest Liz has in the quality of light comes from a personal place and is something she has responded

to since childhood. Seeing how her work has developed over the years is therefore a really positive re enforcement that individual creative journeys, where nurtured, are so central to a rich arts education. We also love hearing Liz is always on the 'quest for knowledge' – meaning she is open to her ideas constantly evolving and the process of gathering new information and inspiration never stops!" – Rachel, AccessArt

You May Also Like...

Pathway: Brave Colour



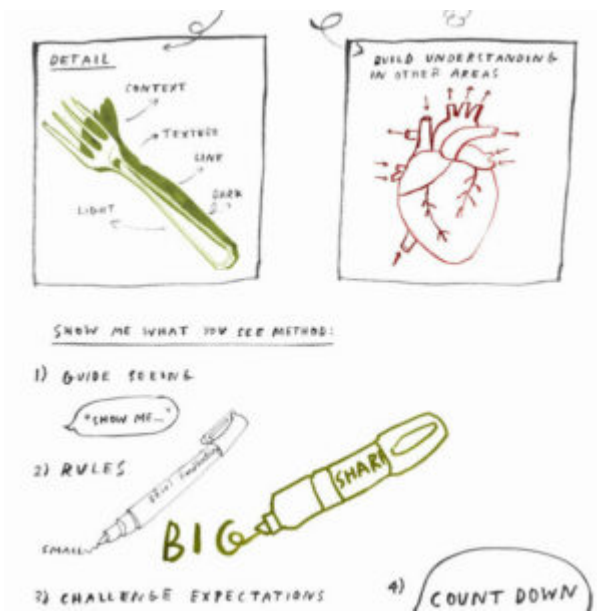
[This is featured in the 'Brave colour' pathway](#)

using sketchbooks to make visual notes



Find out how pupils can respond to artists work in sketchbooks

Show me what you see



Enable close looking and drawing with this exercise


Lightbulb Art



Mini World Light Boxes



Visual Arts Planning: Light and Dark



Collage Streets

What We Like About This Resource...

“This project provides a real opportunity for children to engage with a range of different processes to produce truly individual final results. Jan Miller is an experienced teacher and connects her projects well with learning outcomes. In this case, children are encouraged to have a loose approach and to make their own creative decisions – which is such a valuable part of any child (or adults!) creative education”. – *Rachel, AccessArt*

You Might Also Like...

Painted Houses



One Line Street



Responding to Place



Which Artists: Claire Harrup

What We Like About This Resource...

“We really enjoyed reading about the process of creating art work according to a design brief and how the experience of this differs to when an artist begins with their own idea or concept. That’s not to say an artist can’t approach a brief with their own individual style and ideas, but what this post shows us is that there can be a balance between the two. This would be a great resource to show older KS pupils who may be beginning to consider their options beyond Primary

School". – Rachel, AccessArt

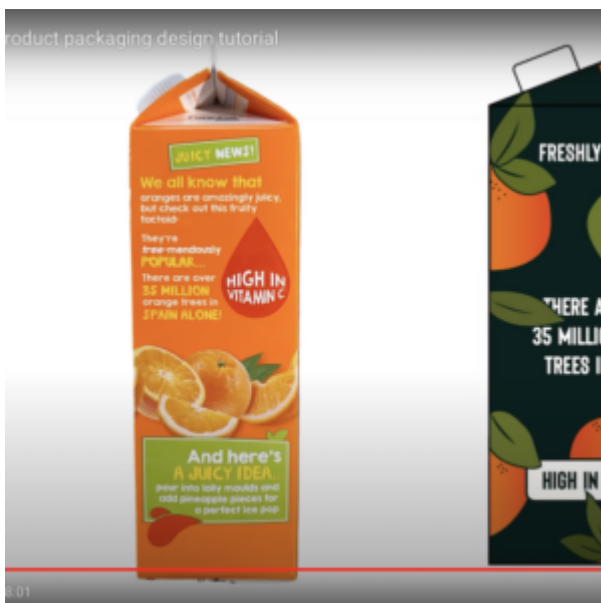
You Might Also Like...


Pathway: 2D Drawing to 3D Making



[This is featured in the '2D Drawing to 3D Making' pathway](#)

Talking Points: Packaging Design





Block Printing Repeat Patterns



Which Artists: Jason Line

What We Like About This Resource...

“It’s always so inspiring to hear how different artists work and we particularly like the detailed references Jake makes to his process – marking out the composition using neutral tones; adding and taking away compositional elements and gradually building in more colour and detail. Delivering a still life session in a classroom could begin with this process and encourage the practice of looking at positive and negative space. Some suggested resources below also touch on this”. – *Rachel, AccessArt*

You Might Also Like...



[Tackling Still Life for Children](#)



Drawing Negative Space



Visual Arts Planning: Still Life

Which Artists: Rachel Parker

What We Like About This Resource

“It’s really interesting to see the combination of hand and digital work in Rachel’s work, and particularly how her hand stitched embroidery is scanned before being used to create patterned products. We love that lots of Rachel’s work begins in sketchbooks and how this really underpins her creative process. For children in school, learning to utilise a sketchbook and discover their potential through drawing and mapping ideas is invaluable. We have a whole Sketchbook Journey section on the AccessArt website (linked below) which explores this in more detail”. – *Rachel, AccessArt.*

You Might Also Like...

Pathway: Exploring pattern

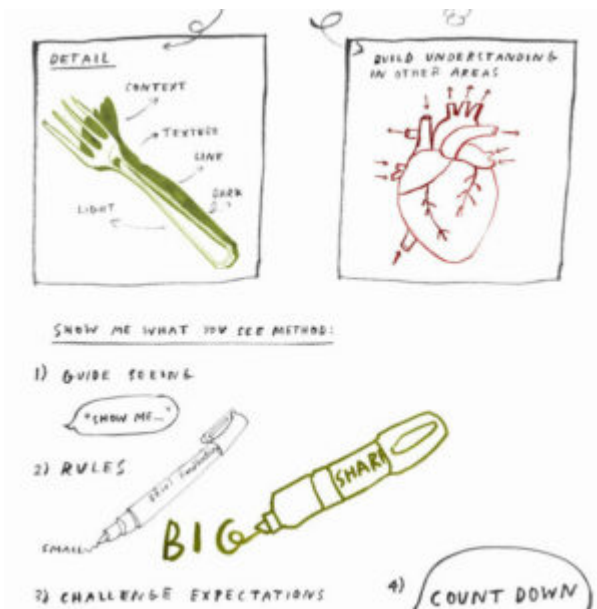


This is featured in the 'Exploring Pattern' pathway


using sketchbooks to make visual notes



Show me what you see



Inspired by Rachel Parker



Sewn Treasure Box



Felt and Embroidery Sets



Which Artists: Nathan Ward

Volcano Painting inspired by Frank Bowling

See This Resource Used In Schools...

















What We Like About This Resource...

“We love how this activity provides an opportunity to explore a well known Artist’s work, through focussing on their materials and techniques. The children looked at Frank Bowling’s work before creating their own individual responses that retained individual ownership – something we

advocate as part of a rich and balanced visual arts education. It was also great to see how a professional artist visited the school to further enhance the children's experience." – *Rachel, AccessArt*


You May Also Like...

Pathway: Cloth, thread, paint



[This is featured in the 'Cloth, Thread, Paint' pathway](#)


Talking Points: Frank Bowling



Talking Points: Hannah Rae



Talking Points: Alice Kettle



Lino Printing Inspired by Gestural Drawings

Anthotype Photography: Plant-Based Photography Without a Camera

You May Also Like...

Pathway: using natural materials to make images




[This is featured in the 'Using Natural Materials to Make Images' pathway](#)

Talking Points: What is a cyanotype




Talking Points: Anna Atkins



Water Soluble Felt-Tips With Complementary Colours

See How This Resource
Is Used in Schools...








You May Also Like...

Pathway: Spirals



[This resource is in the 'Spirals' pathway.](#)

the drawing journey



Layered Colour Gestural Drawing



DrawAble: Exploring Through Watercolour by Emma Burleigh Part Three

**See This Resource Used
In Schools...**










DrawAble: Exploring Through Watercolour by Emma Burleigh Part Two

**See This Resource Used
In Schools...**







DrawAble: Exploring Through Watercolour by Emma Burleigh Part One

Back – Painted Portraits

How to create portraits using an effective back painted technique. A great activity to explore less traditional portraiture methods that is suitable for a wide range of primary age groups.

Hands, Feet and Flowers

How to get creative by replacing paint brushes with our hands and feet to make large scale

collaborative paintings.

One Roll of Paper, Two Activities

**Get Connected!
Cardboard Robots with
Movable Joints**

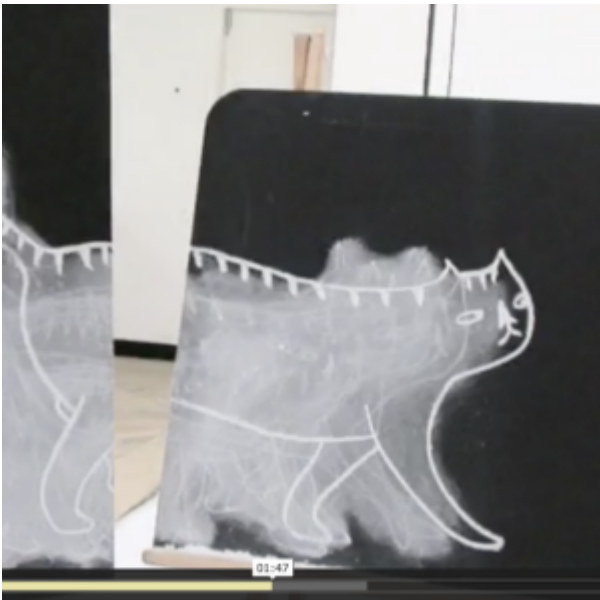
You May Also Like...

Pathway: Making Animated Drawings



[This is featured in the 'Making Animated Drawings' pathway](#)

Talking points: Making drawings move



Talking Points: paper cut puppets



Talking Points: Lauren child



Talking Points: Lotte reiniger



Be Inspired by Flowers in a Glass Vase by Jan Davidsz de Heem

This resource looks at 'Flowers in a Glass Vase' by the Dutch painter, Jan Davidsz de Heem (1606-1684), on permanent display at the Fitzwilliam Museum, Cambridge, and how it might inspire your own creative responses and experimentation with colour.

Galaxy Painting

**“Missing You” –
Pavement Art Response
to #SchoolclosureUK**
