

Rules and Resolutions


[By Melissa Pierce Murray](#)

Toolbox

The motivation for this series of six independent workshops is to expand our toolbox of conceptual approaches and practical techniques, in order to develop a rich artistic vocabulary and expressiveness. In each class we explore a theme and focus on a particular media.

We begin the series by considering Rules and how these lead to Resolutions, and in the next class we explore Journeys and the stories we make to tell them. For the third class we work with Layers of time or location and in Tall Skinny, think about asserting and making your presence felt. With Passageways we work with the idea of doorways and transitions, and in the final class, Graffiti, we think of rebellion and how we feel about challenging rules.

For each class I introduced new techniques and media, ranging from constructional media- tape, wire, string, to watery or linear materials- watercolour, markers, powdered pigments. I also made available a range of materials for the class to use if they wished.



	Please log in here to access full content.	
Username		<input type="text"/>
Password		<input type="password"/>
	<input type="button" value="Login"/>	<input checked="" type="checkbox"/> Remember me
	Forgot Password	

To access all content, I would like to join as...

An Individual



Creative practitioners, educators, teachers, parents, learners...

From £3.50


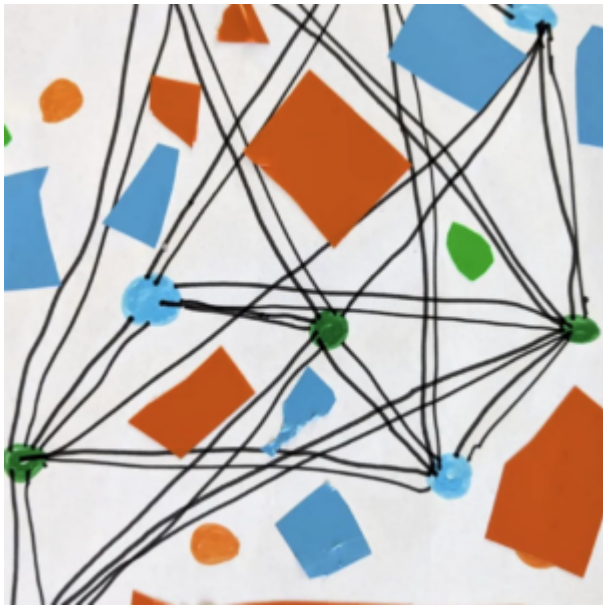
An Organisation...



Schools, Colleges, Arts Organisations: Single and Multi-Users
From £42

AccessArt is a UK Charity and we believe everyone has the right to be creative. AccessArt provides inspiration to help us all reach our creative potential.

**See This Resource Used In
Schools...**





You May Also Like...

Pathway: Exploring pattern



[This is featured in the 'Exploring Pattern' pathway](#)

Talking points: Andy Gilmore



talking points: Louise Despont



Journeys

Melissa Pierce Murray explores the theme of Journeys with teenagers. Inspired by the work of Kandinsky, teenagers explored how to capture the tone, texture and feel of a place or a movement.

Japanese Sushi Inspires Our Art

Jan Miller leads a project enabling children to explore materials and learn from another culture by creating colourful, large-scale mixed media drawings inspired by food from Japan. This activity is suitable for older KS1 and KS2 children.

Japan – Ceramics Inspire Painting and Painting Inspires Ceramics

Jan Miller shares a class project that uses the work of a contemporary Japanese ceramicist to inspire vibrant paintings in a variety of materials. The children then used their own art to design ceramic vessels.

Collaborative Design: Making Dungarees!

Collaborative sewing project which aimed to help builds a sense of “team” in teenager animators. Connecting head, heart

and mind in this challenge helped creative juices flow in other areas of the #BeACreativeProducer animation project.

Pimp That Snack! Large Scale Food Sculptures

Art educator Anne-Louise Quinton shares a process for making super sized food sculptures from everyday materials, inspired by the work of Claes Oldenburg. This is a fun and challenging sculpture project for Year Nine and above.

Exploring Colour with Hester Berry

Drawing with Scissors: Screen Printing Workshop in 3 Stages, Inspired by Matisse

Painting a Bluebell Forest in Cyan, Magenta and Process Yellow on a Large Scale

In this project young teenagers were given the opportunity to paint on a larger scale; to explore working big whilst immersing themselves in colour. We were all inspired by the spring!

Students transformed the room into a bluebell forest in cyan, magenta and process yellow Scolaquip acrylic paint. By Sheila Ceccarelli

**Inspired by Edgar Degas:
Printmaking, Drawing &
Sculpture at the Fitzwilliam
Museum Cambridge with
AccessArt**

How to Make Beautiful, Liquid

Drawings Inspired by Degas

This resource looks at drawings by the French artist, Edgar Degas (1834-1917), and how to enable the production of beautiful, 'inky drawings' in the classroom. This resource was created in collaboration with AccessArt and the Fitzwilliam Museum, Cambridge.

Making Monotypes Inspired by Degas

This resource shares how Edgar Degas made his 'inky drawings,' or monotypes, and how the process of mono-printing can be further explored in the classroom – In collaboration with the Fitzwilliam Museum, Cambridge

Colour Wheel for Infants and Juniors

In this post, artist educator Rosie James, shows her open-ended and experiential approach to introducing the colour wheel to primary aged children throughout the key stages.

Primal Painting

You May Also Like...

Pathway: using natural materials to make images



[This is featured in the 'Using Natural Materials to Make Images' pathway](#)

Talking Points: Frances Hatch



Talking Points: Anna Atkins



Talking Points: What is a cyanotype



Talking Points: Cave Art



Working In and with the landscape





Sculpture from Sculpture

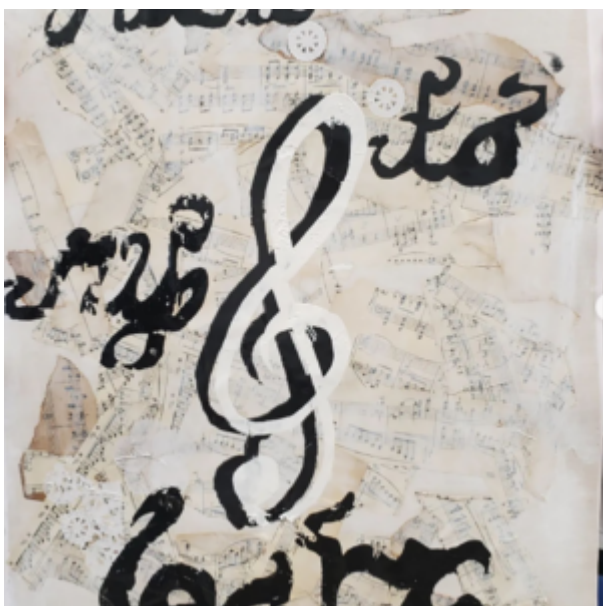
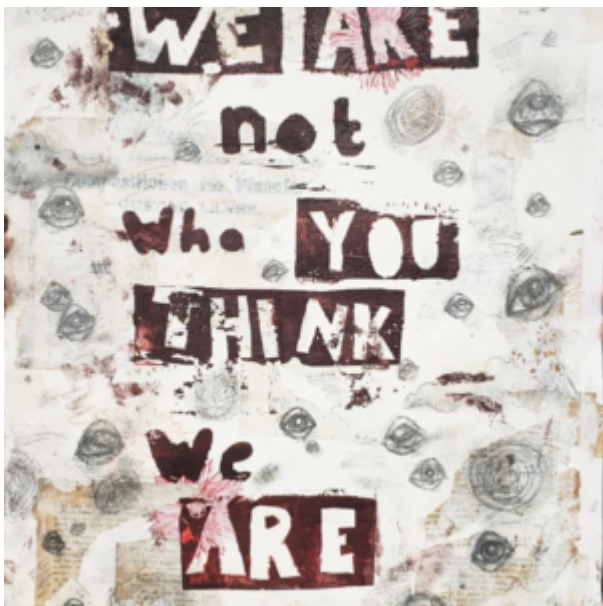
Inspired by sculptures by Henry Moore, Barbara Hepworth and Jacob Epstein and looking at 'inside' and 'outside' shapes, students created their own constructions with help of artist Anne-Louise Quinton.

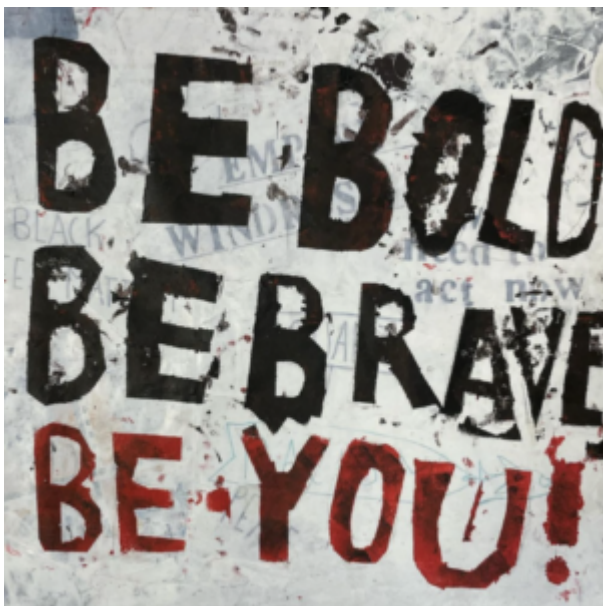
Teenagers Make Propaganda Art Inspired by Shepard Fairey

See This Resource Used In Schools...

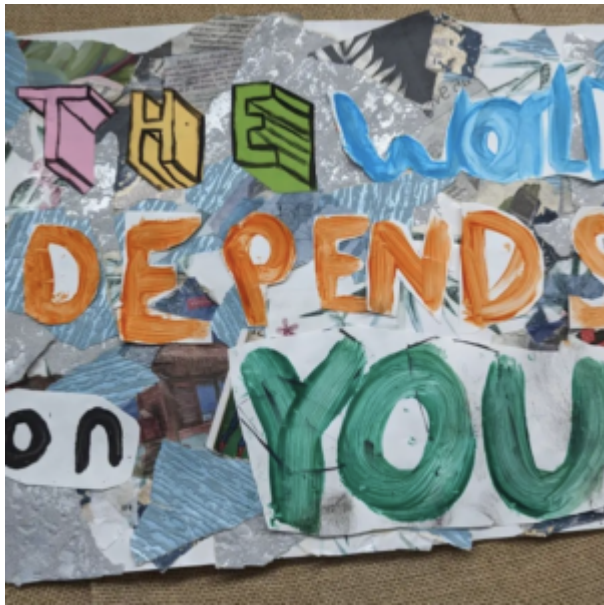















You May Also Like...

Pathway: Print & Activism



[This is featured in the 'Print & Activism' pathway](#)


Talking Points: Luba Lukova



Talking Points: Faith Ringgold



Talking Points: Kate DeCiccio



Talking Points: Shepard Fairey



Making Sculptural “Wild Things” (Session 2 & 3)

**See This Resource Used In
Schools...**







You May Also Like...

Pathway: Drawing and Making Inspired by Maurice Sendak



[This resource is featured in the 'Drawing and Making Inspired by Maurice Sendak' pathway](#)

talking points: maurice sendak



session recording: exploring modroc



**Adding Colour to Shared Ink
Drawing Inspired by “Where
the Wild Things Are”**

**See This Resource Used In
Schools...**









You May Also Like...

Pathway: Drawing and Making Inspired by Maurice Sendak



[This resource is featured in the 'Drawing and Making Inspired by Maurice Sendak' pathway](#)

talking points: maurice sendak



Exploring Primary Colours and Progressing from Powder Paint to Gouache and Acrylic

This resource is based on methods shared, during an AccessArt InSET session, for primary school teachers at New Hall School, Chelmsford, to ultimately enable their pupils to develop colour skills. Teachers explored using their intuition and experience to mix primary colours, creating coloured swatches, that matched the colours of spring flowers, whilst comparing painting mediums. By Sheila Ceccarelli

To Colour...

As part of Sensory Spaces: An Autism Friendly Project, artist, Sarah Evelyn Marsh ran two sessions exploring the theme of colour. What does colour smell like? What does colour feel like?