

Paperback Figures: Collaged, Relief Sculptures

[By Andrea Butler](#)

I have been using second-hand books as creative material for artworks for a little while and recently I tried folding pages to make textured surfaces, enjoying the rhythm across the surface of the shaped paper, as well as the patterned and tonal effects of the print on the turned down pages.

The process created small sculptural pieces that I left on my studio shelf as a work in progress. Looking at them one day, I was struck by how like the forms were to the shapes of historical costume and I wondered what result I would get if I used the books as garments and collaged them onto figures.



	Please log in here to access full content.
Username	<input type="text"/>
Password	<input type="password"/>
	<input type="button" value="Login"/> <input checked="" type="checkbox"/> Remember me
	Forgot Password

To access all content, I would like to join as...

An Individual



Creative practitioners, educators, teachers, parents, learners...

From £3.50

An Organisation...



Schools, Colleges, Arts Organisations: Single and Multi-Users
From £42

AccessArt is a UK Charity and we believe everyone has the right to be creative. AccessArt provides inspiration to help us all reach our creative potential.

You May Also Like...

Visual Arts Planning Collections:
Cardboard and paper



Book art with Primary children



Making 2d & 3d Fashion Designs with Painted and Decorated Paper



3D Drawing with Paper: Texture – Surface – Structure

Artist Andrea Butler sets teenagers the challenge to create 3D forms from sheets of paper experimenting with structure and texture using manipulation techniques.

Pattern and Collage: A Whole School Workshop at Monkfield Primary School

Transformation Cardboard and...

Project:

Artist Andrea Butler shows how to explore simple design and construction using cardboard and jewellery.

A Wealth of Materials in Scrapstores


printmaking with salvaged sticky back
aluminium foil, mixed media and cardboard



Make a sketchbook, an ideas book or a
travel journal this summer!



**pattern and collage a whole school
workshop at monkfield primary school**




**Sculptural Birds in Flight by Teenage
Makers**




**Articulated and Animated Drawings by
Teenagers at AccessArt's Experimental**

Drawing Class



A Model Studio by Susie Olczak



Making Sea Sculptures at Culford School, Suffolk




Inspired by Joseph Cornell: Making a

Decorative Aviary Box



Brave Young Makers: Year Three Pupils at Ridgefield Primary Transform materials into Birds and Insects



Making Sea Sculptures at Culford School, Suffolk

Artists Andrea Butler and Sheila Ceccarelli inspire year three pupils to invent their own sculptural sea creatures using simple wrapping and binding techniques with scrap store materials.

Inspired by Joseph Cornell: Making a Decorative Aviary Box

See This Resource Used In
Schools...







Manipulating Paper: Turning 2D into 3D

Andrea Butler and Paula Briggs show how to manipulate flat pieces of paper into three dimensional shapes.

Book Transformation: Flock of Birds

See This Resource Used In Schools...





You May Also Like...

Pathway: Making Birds



[This resource is featured in the 'Making Birds' pathway](#)

Visual Arts Planning Birds: Making &

Drawing



Animal Sculpture and Collage with Students at Philip Southcote School, Surrey

Exploring 'identity' by interpreting the characteristics, habitats and personalities of animals through making sculpture and collage with scrap store materials.

Teenagers

Make

Small

Sculptures: Exploring Felt-Making and Transforming Materials

Paper Sculptures: Dipping Objects in Paper Pulp

Exploring Materials: Merino Wool and Water and Making Felt

Printing Patterns on Jewellery Pieces

Creating Decorative Designs From Birds: Mark Making, Texture and Pattern by Andrea Butler

You May Also Like...

Pathway: Making Birds



[Featured in the 'Making Birds Pathway'](#)

Talking Points: Inspired by Birds



Paper Dress by Andrea Butler

The Visual Diary Journey – Join Us!

Start your own Visual Diary! Be Inspired by Andrea Butler and
Morag Thomson Merriman