


# Basic Concepts in Drawing & Painting by Hester Berry



AGES 4 TO 11

Resources created by painter [Hester Berry](#), which aim to introduce some basic drawing and painting concepts to primary-aged children and their teachers.

JOIN ACCESSART  
TO ACCESS ALL  
RESOURCES

**Explore Resources....**

**Shape**



**Hester explains how seeing shapes objectively can help our drawing skills.**

**Colour**



Simple, progressive exercises to explore colour mixing in a dynamic way.

## **Tone**



Hester explains how we can use tone in drawing and painting to help describe form, atmosphere, and context.

## Portrait



[Hester shares simple exercises to kick start drawing portraits.](#)

---

**Exploring Colour with Hester Berry**

---

**Teaching Children to See**

# Shapes Objectively by Hester Berry

---

## Introduction to Portraits by Hester Berry

### You May Also Like...

Visual Arts Planning Collections:  
Portraits



basic concepts in drawing and painting



---

## **Introduction to 'Tone' by Hester Berry**

---

**Landscape Painting:  
Expressive Mark Making**

---

**Landscape Painting: Plein Air**

# **Painting**

---

## **Landscape Painting: Colour in the Landscape**

---

## **Landscape Painting: Tone in the Landscape**

---

## **Landscape Painting: A Collection of Resources by Hester Berry**

**Introduction to Landscape by Hester Berry**





This introduction to landscape painting is an exercise in looking and discovering, browsing and daydreaming.

## **Landscape Painting: Tone in the Landscape**



In this post Hester Berry explores tone as a crucial aspect of landscape drawing and painting.



## Landscape Painting: Plein Air Painting



Plein Air painting is the practice of painting outside, normally in front of one's subject.

## Landscape Painting: Colour in the Landscape



Hester Berry shows how working with colour can be broken down, simplified and approached in a pragmatic way.

**landscape Painting: Expressive mark Making**



Practice and hone technical skills, use of tone and colour, observation and time spent in the landscape.

---

**Introduction to Landscape by Hester Berry**

---

**Life Drawing: Using Tone by  
Hester Berry**

---

**Life Drawing: Understanding  
Foreshortening by Hester  
Berry**

---

**Life Drawing: Drawing Hands  
and Feet with Hester Berry**

---

**Life Drawing: Drawing the  
Head by Hester Berry**

---

# Life Drawing: Capturing Gesture by Hester Berry

---


## Life Drawing: A Collection of Resources by Hester Berry

### How to Run a Life Drawing Class



[\\_](#)Introducing Hester and providing an overview of how Hester sets up and facilitates a life class.


### An Introduction to Life Drawing



[\\_](#)Getting started with life drawing and some simple warm-up exercises to help you become

familiar with your drawing materials and the life model.

## Capturing gesture



[Hester](#) provides some helpful advice along with a series of short drawing exercises, that will enable you to identify the essentials of a pose and successfully record the movement and gesture of the life model.

## Drawing the head



[Drawing](#) faces can be daunting, but Hester explains how you can tackle them successfully using simple and logical steps.

## drawing hands and feet



Hands and feet are tricky subjects and often get omitted because the forms seem too complicated to draw. Hester shares a secret shortcut to understanding and drawing these complex forms ...think mittens and socks!

## Understanding Foreshortening



When drawing the life model, it can be difficult to process your view of a 3D form into a 2D representation. Hester explains clearly and concisely how to successfully achieve a foreshortened figure to create the illusion of space in your drawings.

## Using Tone





[Hester](#) explains how to use tone effectively to give your drawings more definition and an increased sense of volume and suggests ways of using tone when drawing short poses, that will build your confidence and skills.

---

## **Introduction to Life Drawing with Hester Berry**

---

## **How to Run a Life Drawing Class by Hester Berry**