

Drawing With Two Hands

By [Joe Gamble](#)

This experimental drawing activity is formed of 8 drawing exercises, all focused on drawing using both the dominant and non-dominant hand, challenging learners to explore dexterity and control (or lack thereof).

These exercises can be split up to form part of a longer session, or they can be used individually as [warm-ups](#).

Learners will explore how both hands and drawing materials interact with each other to create fluid and rich drawings that challenge preconceptions of what makes a 'good' drawing.

The video is appropriate for viewers aged 14 and over, but can be used in a guided session with younger learners.

[Log in](#) as a full member to watch the video below.

	Please log in here to access full content.	
Username	<input type="text"/>	
Password	<input type="password"/>	
	<input type="button" value="Login"/>	<input checked="" type="checkbox"/> Remember me
	Forgot Password	

To access all content, I would like to join as...

An Individual



Creative practitioners, educators, teachers, parents, learners...

[From £3.50](#)

An Organisation...



Schools, Colleges, Arts Organisations: Single and Multi-Users
From £42

AccessArt is a UK Charity and we believe everyone has the right to be creative. AccessArt provides inspiration to help us all reach our creative potential.

You May Also Like...

see three shapes



Feely Drawings



Ten minutes, five times a week



CPD recording: drawing with two hands



Word and Image: Creating New Narratives

You May Also Like...

Teenagers write in invented text



Teenagers write in invented text



Monoprint to explore poetry



3d Visual Maps



**How I use my Sketchbook as a
Painter by Joe Gamble**

Collage: Deconstructing, Reconstructing and Abstracting

What We Like About This Resource...

"I really like how this playful resource helps us to make a creative response inspired by a stimulus, ensuring that the stimulus is only an entry point into an outcome that will look totally different. Exploring the themes of colour, texture and composition through the lens of different artists also helps us see how we can interpret (and re-interpret) colours and materials in a meaningful way. Viewfinders and collage are also great tools for those who experience 'fear of the white page' and will allow learners to make conscious creative decisions as they go." – Tobi, AccessArt

You May Also Like

Adapting AccessArt: Colour and

Composition



Cut Paper Collage Still Life



Cooking with collage



Playing With Perspective

You May Also Like...

Other Resources by Joe Gamble



Adapting AccessArt: Colour and Composition




Thoughtful Mark making



Working in a Studio

You Might Also Like...

Artist Studio Series



Talking Points: Artists as Collectors and Explorers



Explore Contemporary Artists, Designers and Makers



Changing Colour

You Might Also Like...

EXPRESSIVE PAINTING AND COLOUR MIXING



Walking and Drawing



Hedgerow Art




Manipulating Forms in Landscape Painting

**See How This Resource Is Used
in Schools...**




Kent landscape



Kent landscape







You Might Also Like...

Landscape Painting: Plein Air Painting



Working With and In the Landscape



Painting The Storm

