

Cut Paper Collage Still Life

By Maureen Crosbie

Artist Educator Maureen Crosbie shares her process for creating still life collages.



Finished collage still life

"I provided a selection of jugs oranges and fabric for the students to observe, choosing objects with simple basic shapes, pattern/texture and secondary colours.



Still life with pattern, colour and form

	Please log in here to access full content.	
Username	<input type="text"/>	
Password	<input type="password"/>	
	<input type="button" value="Login"/>	<input checked="" type="checkbox"/> Remember me
	Forgot Password	

To access all content, I would like to

join as...

An Individual



Creative practitioners, educators, teachers, parents, learners...

From £3.50

An Organisation...




Schools, Colleges, Arts Organisations: Single and Multi-Users
From £42



AccessArt is a UK Charity and we believe everyone has the right to be creative. AccessArt provides inspiration to help us all reach our creative potential.

**See This Resource Used In
Schools...**











You May Also Like...

Pathway: Exploring Still Life



[This is featured in the 'Explore Still Life' pathway](#)

talking points: Flemish and Dutch Still Life Painters



Talking Points: Paul Cezanne



talking points: Contemporary still life



Drypoint Etching

You May Also Like...

Visual Arts Planning Collections:
Portraits



kitchen lithography



video enabled printmaking resources

