

Graphite Sketches of Artist Retreats

By Paula Briggs



The incredible sunshine this weekend gave us a wonderful

opportunity to try to capture the chiaroscuro (light / dark) of the artist retreats at [Wysing Arts Centre](#).

This resource shares how students from the AccessArt Art Lab for ages 10, 11 and 12 grabbed drawing boards, Sellotape, water soluble graphite and brushes and went into the landscape to create wonderfully energetic sketches, in just over an hour. Starting with observation of basic perspective, and then a study of the darkest darks and lightest lights, we moved on to explore diverse mark making to ensure our sketches had character and a sense of place.

	Please log in here to access full content.	
Username		<input type="text"/>
Password		<input type="password"/>
	<input type="button" value="Login"/>	<input checked="" type="checkbox"/> Remember me
	Forgot Password	

To access all content, I would like to join as...

An Individual



Creative practitioners, educators, teachers, parents, learners...

From £3.50

An Organisation...



Schools, Colleges, Arts Organisations: Single and Multi-Users
From £42

AccessArt is a UK Charity and we believe everyone has the right to be creative. AccessArt provides inspiration to help us all reach our creative potential.

You May Also Like...

Pathway: Mixed Media Land and city scapes



[This is featured in the 'Mixed Media Land and City Scapes' pathway](#)

Talking Points: Kittie Jones



Talking Points: Vanessa Gardiner



Talking Points: The Shoreditch Sketcher




**Using Colour to Develop
Gestural Drawing**

Backwards Forwards Drawing Exercise

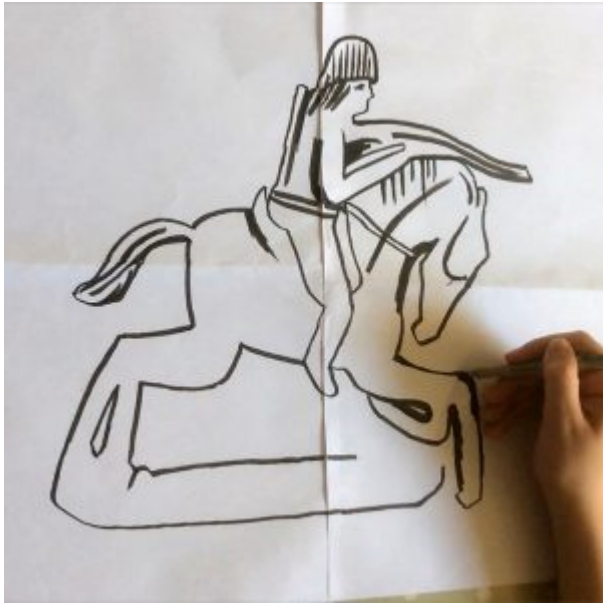
You May Also Like...

Pathway: Exploring the world through mono print



[This is featured in the 'Exploring The World Through Mono print' pathway](#)

Drawing Large



Drawing small



The Anatomy of a Pencil

AccessArt has over 850 resources to help

develop and inspire your creative thinking, practice and teaching.

AccessArt welcomes artists, educators, teachers and parents both in the UK and overseas.

We believe everyone has the right to be creative and by working together and sharing ideas we can enable everyone to reach their creative potential.

You May Also Like...

USING SKETCHBOOKS, DRAWING AND REFLECTIVE TOOLS IN THE 20TH CENTURY GALLERY



Beginner's Guide to Drawing Materials



Drawing Insects with an H Pencil



Animated Walk Cycle

Using Sketchbooks to Take Ownership of Ideas

Conquering SATs Stress with Seats

After two terms of sitting on the same blue chairs being taught (and taught very well!) the same curriculum, artist, Paula Briggs wanted to remind these year six children, that they were all individuals with different areas of skills and unique personalities and that they were all valued as such.


Be Inspired to Inspire

“Heart-Work” an Arts and Wellbeing Project for Young People

Arts and Minds: Time to Introduce Ourselves – A Sculpture Challenge



Arts and Minds: A ‘Heart-Work’ Conversation



Arts and Minds: Asemic Writing and Invented Text




Feeling Through Drawing



Drawing for Mindfulness




Arts and Minds: Expressive Monoprinting on a Big Scale



Constructing the World with Collage



Building to the Limit



Manipulating Clay with Water



Landscape Painting: **Expressive Mark Making**

Exploring Casting with Latex Animal Moulds

Paula Briggs describes how one of her first experiences of understanding the casting process was through the use of latex moulds and fine casting plaster (plaster of Paris) and how exciting it was to reveal the plaster forms!

Quick Guide to Mixing Plaster

Drawing Into Space with Melissa Pierce Murray

In this session, artist Melissa Pierce Murray invited students to create three-dimensional drawings from tape, string and paper, using the entire room as our canvas.

Inky Objects with Melissa Pierce Murray

In this workshop I introduced the idea of thinking of the piece of paper as an object to shape, rather than a picture plane to fill.

Questioning the Canvas

Animating with Charcoal

Decorative Eggs

A project based on Ukrainian Pysanky eggs using broken beads.

Landscape Painting: Plein Air Painting

Drawing with Objects by Melissa Pierce Murray

Teenagers explore ideas of placement with artist Melissa P Murray by arranging or assembling objects to make compositions or maquettes.

Making Elastic Band Sketchbooks with Pupils at Philip Southcote School