


# Year 3 & 4 Making Club: Articulated Beasts

By [Sheila Ceccarelli](#)

During the first two sessions at D&T and Making Club, I introduced children to the use of pliers and the manipulation of wire whilst working on a set brief 'to make an articulated beast'.



Articulated Beast & 'HP Sauce at D&T and Making Club



Year three pupil uses pliers and wire to make moving parts at D&T and Making Club

---

	<b>Please log in here to access full content.</b>	
Username		<input type="text"/>
Password		<input type="password"/>

	<input type="button" value="Login"/> <input checked="" type="checkbox"/> Remember me
	<a href="#">Forgot Password</a>

To access all content, I would like to join as...

**An Individual**



Creative practitioners, educators, teachers, parents, learners...

**From £3.50**

**An Organisation...**



Schools, Colleges, Arts Organisations: Single and Multi-Users  
**From £42**

*AccessArt is a UK Charity and we believe everyone has the right to be creative. AccessArt provides inspiration to help us all reach our creative potential.*

---

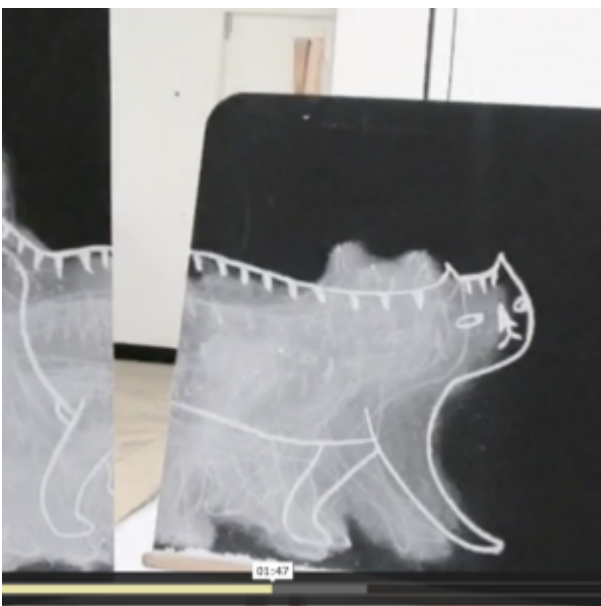
## **You May Also Like...**

**Pathway: Making Animated Drawings**



[This is featured in the 'Making Animated Drawings' pathway](#)

**Talking points: Making drawings move**



**Talking Points: paper cut puppets**



**Talking Points: Lauren child**



**Talking Points: Lotte reiniger**




---

## **In the Company of Birds**

**You May Also Like...**

**Visual Arts Planning Collections: Birds**



**swoop**



**Birds in trees**



---

**Articulated and Animated**

# **Drawings by Teenagers at AccessArt's Experimental Drawing Class**

A simple project to teach how to make an articulated drawing with only very basic materials.

---

## **Illustrating 'The Jabberwocky'**

In this resource, AccessArt contributor Eleanor Somerset, illustrates how she worked with a group of 7-10 year old pupils and another of 10-15 year old budding artists, at the Little Art Studio in Sheffield, on a series of workshops to illustrate Lewis Carroll's The Jabberwocky.

---

## **Paint, Colour and Autobiographical Imagery**

---

# **My House – A Cardboard Construction Project**

These autobiographical architectural sculptures use corrugated cardboard, laid in strips on their side, to create sculptures designed to be peered in to!

---

## **Exploration of Watercolour in the Studio**

After having studied watercolour paintings at the Fitzwilliam Museum Cambridge with AccessArt, teachers were invited to undertake their own exploration of working with watercolour, including colour mixing, paint techniques, and intention. This resource shares the processes and outcomes of the practical studio session.

---

## **Introduction to Watercolour**

### **You May Also Like...**

**Pathway: Exploring Watercolour**



[Featured in the 'Exploring Watercolour' pathway](#)

**Pathway: Mixed Media Land and city scapes**



[This is featured in the 'Mixed Media Land and City Scapes' pathway](#)

**PAINTING THE STORM AT BOURN PRIMARY**

# SCHOOL




## Collection of Landscape Resources by Hester Berry



## part 2: Exploration of Watercolour in the studio



## Talking Points: Paul Klee



---

**Exploring Watercolour at the  
Fitzwilliam Museum Cambridge**

# with AccessArt

## part 1: Introduction to Watercolour



The resource describes and demonstrates individual watercolour techniques, and then shows examples of these techniques in paintings from the Fitzwilliam Collection.

part 2: Exploration of Watercolour in the studio



After studying paintings from the collection at first hand and identifying how various marks within the paintings may have been made, teachers undertake their own exploration of working with watercolour.

The  
Fitzwilliam  
Museum  
CAMBRIDGE



Supported using public funding by  
**ARTS COUNCIL  
ENGLAND**



# **Sculptural Birds in Flight by Teenage Makers**

In this workshop teenagers played with sculptural ideas around building form and mass, tension and scale by combining materials from Scrap Stores.

---

# **Autobiographical Suitcase Pop-Up Gallery**

This resource shares how 8, 9 and 10 year old children created a home for all of their sculptures and paintings in the form of a cardboard suitcase which doubled up as a pop-up gallery.

---

# **Brave Young Makers: Year Three Pupils at Ridgefield Primary Transform Materials into Birds and Insects**

This workshop presented year three pupils at Ridgefield Primary School with real design and making challenges as they worked to a brief to 'create birds and insects for their school tree'.

---

# **Making a RollerCoaster by Julia Rigby**

KS1 children use their imaginations and sense of fun to collaborate to create a model roller coaster with moving parts.

---

# **Pattern and Collage: A Whole School Workshop at Monkfield Primary School**

---

# **Transformation                      Project: Cardboard and Jewellery**

Artist Andrea Butler shows how to explore simple design and construction using cardboard and jewellery.

---

# A Wealth of Materials in Scrapstores

printmaking with salvaged sticky back aluminium foil, mixed media and cardboard



Make a sketchbook, an ideas book or a travel journal this summer!




pattern and collage a whole school workshop at monkfield primary school




## **Sculptural Birds in Flight by Teenage Makers**



## **Articulated and Animated Drawings by Teenagers at AccessArt's Experimental Drawing Class**



## **A Model Studio by Susie Olczak**



## **Making Sea Sculptures at Culford School, Suffolk**




## **Inspired by Joseph Cornell: Making a Decorative Aviary Box**



## **Brave Young Makers: Year Three Pupils at Ridgefield Primary Transform materials**

**into Birds and Insects**



---

## **Making Sea Sculptures at Culford School, Suffolk**

Artists Andrea Butler and Sheila Ceccarelli inspire year three pupils to invent their own sculptural sea creatures using simple wrapping and binding techniques with scrap store materials.

---

## **Making a Scarecrow Out of Moss**

---

# **Make a Sketchbook, Ideas Book or Travel Journal this Summer!**

AccessArt's Experimental Drawing Class worked during their final session this term, on making their own books for summer ideas (and delightfully their parents joined in at the end of the session and made their own books too)

---

## **Teenagers Make Prompts to Overcome White Page Syndrome**

Fabulously inspired teenagers at AccessArt's Experimental Drawing Class made prompts to help each other overcome the 'white page syndrome'.