

# Making Birds! Sculpture Ideas for Primary Schools

By Paula Briggs

These striking birds are easy to make and combine your drawing and making skills. Make one as a pet, or make a whole flock as a piece of sculpture! You could even make them a house to live in or a tree to perch in!

## Artists


### • Which artists might we look at?

Cathy Miles makes wire sculptures adding found materials for colour and texture: <http://cathymiles.blogspot.com/>

<https://heartgalleryblog.wordpress.com/2011/09/19/meet-the-maker-cathy-miles/>

Diana Beltran Herrera uses paper for her delicate model birds: [Diana Beltran Herrera](#)

This is a great project for children as the actual technique is quite simple yet there's lots of room for experimentation and individuality.



Making birds from card, paper and wire

---

	<b>Please log in here to access full content.</b>	
<b>Username</b>	<input type="text"/>	
<b>Password</b>	<input type="password"/>	
	<input type="button" value="Login"/>	<input checked="" type="checkbox"/> Remember me
	<a href="#">Forgot Password</a>	

To access all content, I would like to

join as...

## An Individual



Creative practitioners, educators, teachers, parents, learners...

From £3.50

## An Organisation...





Schools, Colleges, Arts Organisations: Single and Multi-Users  
**From £42**

*AccessArt is a UK Charity and we believe everyone has the right to be creative. AccessArt provides inspiration to help us all reach our creative potential.*

---

# Be an Architect! An Introduction to Architecture for Children

A really lovely project which enables an exploration of space and structure. [Full AccessArt Members Only](#)

---

# Making a Stencil from a Picture

Sara and Jasmine, aged 15, share their knowledge of 'How to Make a Stencil' for spray paint with other teenagers. [Full AccessArt Members Only](#)

---

# Making Mummies and Sarcophagi PDF Download

Making Mummies and Sarcophagi PDF explores using modelling, mould making and casting as processes to help make models. Suitable for children.

---

# Accessible Printmaking Techniques PDF Download

The 14 page, fully illustrated PDF explores four main printmaking techniques (Linoprint, blockprint, monoprint and screenprint) which can be used with all ages/abilities, without the need for expensive or high tech materials or equipment.

---

# The ABC of Tools PDF Download

Beautifully illustrated PDF wall chart/handbook exploring the anatomy and use of everyday hand tools.

---

## Making Money! Drawing & Making

Using a drawing exercise to help seek out pattern, and going on to design and make super-size coins using drawing as collage. [Full AccessArt Members Only](#)

---

## Drawing Shiny Cutlery with Charcoal

Exploring charcoal as a medium for creating tonal nuances and drawing shiny objects. [Full AccessArt Members Only](#)

---

# Withy Sculptures

---


## Making a Carnival Mask

---

## Making Insect Sculptures

See This Resource Used In  
Schools...







---

# Making a Festival Feast from Modroc

Making a sculptural feast out of mod roc and other materials.

[Full AccessArt Members Only](#)

---

## Making a Marionette

## You May Also Like...

Visual Arts Planning Collections: Toys, puppets, dolls



## Pop up puppets



## animating puppets



---

## How to Make Charm Bracelets

---


# Heavy/Light Mobile – Drawing and Making

## You May Also Like...

**Pathway: Explore Sculpture Through Making a Mobile**



**Kinetic Mobile Sculpture Workshop with Laura Kohler**



**Coat-hanger Shells**



---

**Kinetic Mobile Sculpture  
Workshop with Laura Kohler**

---

# Making a Blind Contour Drawing

---

## Drawing Water!

---

## Drawings of Inventions Inspired by Leonardo Da Vinci

Thinking through drawing: inventions inspired by everyday objects and by Leonardo Da Vinci's drawings. Using carbon paper as a way to make small mono prints, and making collaged drawings with graph paper and tracing paper. [Full AccessArt Members Only](#)

---

## Ink Drawings: Making Drawing Tools and Mark Making

Using sepia and indian ink to explore mark making. Includes making your own drawing tools. [Full AccessArt Members Only](#)