

Simple Perspective Art Lesson for Young Children

By Paula Briggs.

I wanted to introduce children (aged 6 to 10) to the basics of perspective in relation to drawing architecture and so devised this simple perspective art lesson. I wanted to balance the technical aspect (which can be tricky at this age) with some time spent in making sure the children felt like they owned their drawings (which in this case meant adding lots of detail and often the beginning of a narrative).

Their sense of place in these drawings was very strong, not just in their attempt to portray buildings which looked like they might exist in the real, object based world, but also in terms of how the buildings related to their own passions (be it Doctor Who, princesses, castles or sweet factories).



The method below was used to introduce the children to some

simple rules of perspective drawing, before they were given plenty of opportunity to develop their drawings as their own.

	Please log in here to access full content.	
Username		<input type="text"/>
Password		<input type="password"/>
	<input type="button" value="Login"/>	<input checked="" type="checkbox"/> Remember me
	Forgot Password	

To access all content, I would like to join as...

An Individual



Creative practitioners, educators, teachers, parents, learners...

From £3.50

An Organisation...



Schools, Colleges, Arts Organisations: Single and Multi-Users

From £42

AccessArt is a UK Charity and we believe everyone has the right to be creative. AccessArt provides inspiration to help us all reach our creative potential.

One Line Street Scene: A Visualisation Warm Up Drawing

exercise

Look Up, Not Down – Portrait Drawing Exercises

You May Also Like...

Visual Arts Planning Collections:
Portraits



Making a Blind Contour Drawing



Inspired by Henri Matisse



**Making Halloween Props – A
Gruesome Hand and Witches**

Nose

Making a Mask from Sticks and Tissue Paper

This resource describes how to make a simple, sculptural children's mask using everyday materials. The mask can be easily adapted to be themed to various times of the year, or used to make masks for performances, assemblies, costumes or puppets. [Full AccessArt Members Only](#)

Finger Palette Portraits – Fingerprint Drawing

Using marks made by fingers to make portraits. [Full AccessArt Members Only](#)

Drawing Cartoon Characters – A School Full of Characters!

You May Also Like...

Visual Arts Planning Collections:
Portraits



DRAWING FROM LIFE & MAKING CARTOON CHARACTERS




Drawing cartoon animals



Turning Paper into Fur – Creative Drawing Prompts

**See This Resource Used In
Schools...**





You May Also Like...

Pathway: Making Birds



[Featured in the 'Making Birds' pathway](#)

**Drawing Like a Caveman –
Handprint Art**

**Life Drawing for Children
(and acting up a bit!)**

Children loved this workshop in which we used props to

encourage children to draw each other. [Full Access Art Members Only](#)

Sewn Signature Binding – A Sketchbook Idea

Elastic Band Sketchbook

Drawing Cartoon Animals

How to Use Modroc


You May Also Like...

Pathway: Festival Feasts



[This is featured in the 'Festival Feasts' pathway](#)

Pathway: Using Art To Explore Global Issue



[This is featured in the 'Using Art To Explore Global Issue' pathway](#)

Pathway: Drawing and Making Inspired by Maurice Sendak



[This is featured in the 'Drawing and Making Inspired by Maurice Sendak' pathway](#)

session recording: exploring modroc



How to Make an Armature

Paula Briggs shows, how to make an armature explains how make an armature using sticks and a glue gun, and focuses around making figurative sculpture (sculpture about the body).

Gentle Eye Drawings – A Creative Drawing Exercise

Only

Making Mummies & Sarcophagi

The Haptic Body

Squiggle Drawings & Autumn Floor Drawings


You May Also Like...

Pathway: Explore and Draw



[Featured in the 'Explore and Draw' Pathway](#)

Talking Points: Artists as Collectors and explorers



Talking Points: What is Composition?



**The ABC of Tools – PDF
Download**