

Wet Strength Tissue Paper Cups

By [Jan Miller](#)



Introduction

Wet strength tissue is an alternative to papier-mache. Its quick drying time and strength with just one layer allows even the youngest children to produce a successful 3-dimensional model that looks good even before colour is added. It is suited to any ink and paints and for older children there are possibilities to create inexpensive, large-scale lightweight structures using a skeletal framework from wire or willow withies.

Unlike traditional tissue paper (that very quickly turns to mush when wet), wet strength tissue is designed to take a glue solution and just a couple of layers is all that is needed to build a very strong large structure. Unlike mod-roc it remains lightweight, is quick to apply as well as dry. I particularly like the translucent effect, seeing the structure within.

Modelling is an exciting process which is a great way to experiment and explore. The technique of card and a tissue skin will reach out to all ages and can be easily adapted to suit different levels of ability, lending itself well to many themes and curriculum areas and children will enjoy the exciting outcomes that wet strength tissue can offer!

	Please log in here to access full content.
Username	<input type="text"/>
Password	<input type="password"/>
	<input type="button" value="Login"/> <input checked="" type="checkbox"/> Remember me
	Forgot Password

To access all content, I would like to join as...

An Individual



Creative practitioners, educators, teachers, parents, learners...

[From £3.50](#)

An Organisation...



Schools, Colleges, Arts Organisations: Single and Multi-Users
From £42

AccessArt is a UK Charity and we believe everyone has the right to be creative. AccessArt provides inspiration to help us all reach our creative potential.

You Might Also Like...


Sculptural Modroc Pots



Art Club Cafe



Manipulating Paper: 2D into 3D



Painted and Sculptural Plant Pots

You Might Also Like...

Drawing and Making Flowers



Painting on Plaster Inspired by Vincent Van Gogh



Cut Paper Collage Still Life



Alternative Fashion

You Might Also Like...

2d and 3d Fashion Designs using Painted Paper



Barbie and Ken Transformation



Puppets Inspired by Historical Paintings



Working on Black Paper

You Might Also Like...

Drawing Spirals



Thinking Silhouettes



Painting with Poster Paint



Coat-hanger Shells

You Might Also Like...

Drawing and Making Flowers



Painted and Sculptural Plant Pots



Drawing Insects with Wire



Hew Locke Inspired Boats

See This Resource Used In Schools...





You Might Also Like...

Making a Treehouse



Dropped Cone Sculptures



What is Sculpture?



Modroc Plasterboard

You May Also Like...

Session Recording: how to use modroc



How to use modroc



Deconstructing to Help You See

You May Also Like

ten minutes, five times a week



the drawing journey




all drawing resources




Recycled Baubles by Scarlett Rebecca

You May Also Like

making a puzzle purse



Turkish map fold



adapting accessart: 2d to 3d



Introduction to Ink

You May Also Like


Graphic inky still life



See Three Shapes



see all ink resources



Artist Studio Series: Saya

McNairn-Yanagi

Artist Studio Series: Sherrie Leigh Jones

Artist Studio Series: Alej Ez

What Does Success Look Like?

You May Also Like...

Assessment & Progression



visual arts pedagogy



Imaginary Landscapes

DALER 
ROWNEY



**See This Resource Used In
Schools...**



You May Also Like

Lets start with collage



Insect hotels



Recycled Baskets by Scarlett Rebecca

You May Also Like


paper bowls



explore paper weaving



recycled baubles



**Introduction to Colour
Pencils**

**Artist Studio Series: Sara
Reeve**

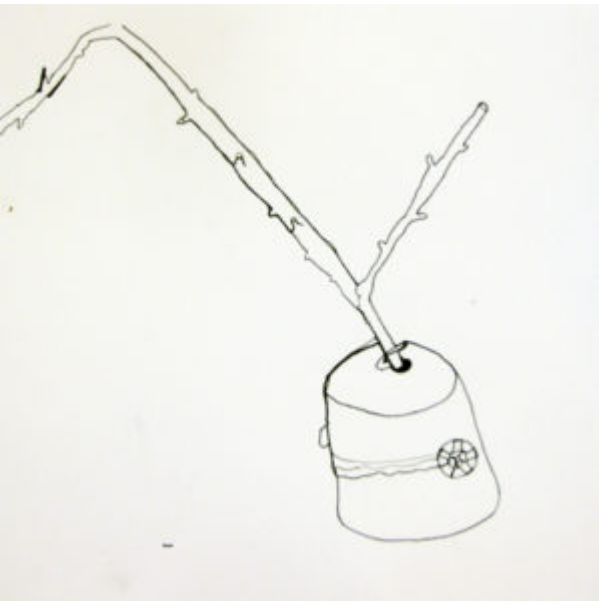
Insect Hotels

You May Also Like

patterns with nature



Continuous Line Drawings of sticks



Making a Mask from Sticks and Tissue Paper



Top Tips for Cardboard Creations

DALER 
ROWNEY



See This Resource Used In Schools...





You May Also Like

Creating a book world



World in a matchbox



Insect hotels



Pedagogy in 250 words: Making is hard



Prop Making for Toys

