


# Introduction to Pens

By [Lancelot Richardson](#)

In this post Artist Lancelot Richardson takes us through different types of pens, from handwriting pens to quills, demonstrating their drawing properties. Find out how you can choose a pen to suit your drawing aims below. [Login as a full member of AccessArt to see the video below.](#)



	<b>Please log in here to access full content.</b>	
Username	<input type="text"/>	
Password	<input type="password"/>	
	<input type="button" value="Login"/>	<input checked="" type="checkbox"/> Remember me
	<a href="#">Forgot Password</a>	

To access all content, I would like to join as...

**An Individual**



Creative practitioners, educators, teachers, parents, learners...

From £3.50

**An Organisation...**



Schools, Colleges, Arts Organisations: Single and Multi-Users  
**From £42**

*AccessArt is a UK Charity and we believe everyone has the right to be creative. AccessArt provides inspiration to help us all reach our creative potential.*

---

---

**Sculptural Environments  
Inspired by Hockney**



# See This Resource Used In Schools...





---

# How We Use AccessArt: Brooklands Farm Primary School

## You Might Also Like...



[Ofsted Deep Dive](#)



## Planning a Creative Curriculum



## Mind the Gap Between the National Curriculum in Art for Primary Schools & Ofsted

---

# Learning from Permaculture Design Principles

---

## Introduction to Graphite

---

**A Clear Progression of Knowledge and Skills...**

**You May Also Like...**

**Assessment & Progression**





---

# Making a Treehouse

## You May Also Like...

Pathway: Stick Transformation project



[This is featured in the 'Stick Transformation Project' pathway](#)

Talking Points: treehouses



---

# **Experimental Mark Making Tools**

**See This Resource Used in Schools**



# You May Also Like...

## Pathway: Expressive Painting



[This is featured in the 'Expressive Painting' pathway](#)


---


**Nests: With Dry and Wet Media**

**See This Resource Used In Schools...**
















# You May Also Like...

Pathway: Sculpture, Structure,  
Inventiveness & determination



[This is featured in the 'Sculpture, Structure, Inventiveness & Determination' pathway](#)

Talking Points: What can we learn from birds



**Drawing source material: nests**



---

**Nests:      Observational      Ink  
Drawing**

# See This Resource Used In Schools...




## You May Also Like...

Pathway: Sculpture, Structure,  
Inventiveness & determination



[This is featured in the 'Sculpture, Structure, Inventiveness & Determination' pathway](#)

**Talking Points: What can we learn from birds**



[Explore parallels between behaviour of birds and ourselves](#)



**Drawing source material: nests**



[A collection of imagery and sources which you can use to prompt drawing](#)

---

**Nests: Materials, Tools  
Testing and Sketchbooks**

**See This Resource Used In  
Schools...**



## You May Also Like...

**Pathway:      Sculpture,      Structure,  
Inventiveness & determination**



**This is featured in the 'Sculpture, Structure, Inventiveness & Determination' pathway**

**Talking Points: What can we learn from birds**



**Drawing source material: nests**



---

# **A Visual Poetry Zine with Monotype**

Use monoprint, paint and collage to create zines inspired by poetry.

---

## **Dance and Drawing**

---

## **Expressive Painting & Colour**



# Mixing

What We Like About This Post: “I love that this activity introduces students to colour mixing in a fun and interactive way, steering away from the more formal colour wheel and promoting a more intuitive way of colour mixing. The use of sketchbooks also gives students the opportunity to curate their work, nurturing the individuals creative decision making.” – Tobi, AccessArt

---

## Paint Your Corner Shop

## See This Resource Used in Schools...





**You May Also Like...**

**Pathway: Festival Feasts**



[This is featured in the 'Festival Feasts' pathway](#)

**Talking Points: Claes Oldenburg**



**Talking Points: Nicole Dyer**




**Talking Points: Lucia Hierro**



**Drawing source material: Food**





---

## **Making Sculptural Birds**

**See This Resource Used In  
Schools...**





















**You May Also Like...**

**Pathway: Making Birds**



Featured in the 'Making Birds' pathway

**Talking Points: Inspired by Birds**




---

**Charcoal Cave**

# See This Resource Used In Schools...







# You May Also Like...

**Pathway: Gestural Drawing with charcoal**



[This is featured in the 'Gestural Drawing with Charcoal' pathway](#)

**Talking points: Edgar degas**



## Talking Points: What is Chiaroscuro?



## Pathway: Cave Art



## Session Recording: exploring Charcoal




---

## Trace Monotype

### You May Also Like...

**Pathway: Exploring the world though mono print**





[This is featured in the 'Exploring The World Through Mono print' pathway](#)

**Talking Points: Xgaoc'o Xare**



**Video enabled monoprint resources**



---

# Light-field Monotype

---

Light-field Monotype with  
Acrylic Paint