

3-D Visual Maps for Children

By Paula Briggs

Following on from [a resource which suggests ways to introduce typography](#) to primary aged children, this resource shares how we built on the idea of creating visual text, and created 3-d visual maps.



3-d visual maps

We began with a reminder about how we might make our typography more interesting:

- Think about what the text is trying to communicate. How does the place name relate to the place? What kind of place might it be, and how might the sense of place affect the type of typeface you choose to use?
- Make your drawing interesting by keep your mark making varied. Use lines, dots, dashes. Use different weights of pen (thicknesses of nib) to make a variety of weights of line.

Children were invited to start by marking off areas of their map, for example a cove, beach or forest. Use the shape of the area to inspire the shape of the text, i.e. fill the space with typography! Children worked on A1 sheets of cartridge paper.

	Please log in here to access full content.	
Username	<input type="text"/>	
Password	<input type="password"/>	
	<input type="button" value="Login"/>	<input checked="" type="checkbox"/> Remember me
	Forgot Password	

To access all content, I would like to join as...

An Individual



Creative practitioners, educators, teachers, parents, learners...

From £3.50

An Organisation...





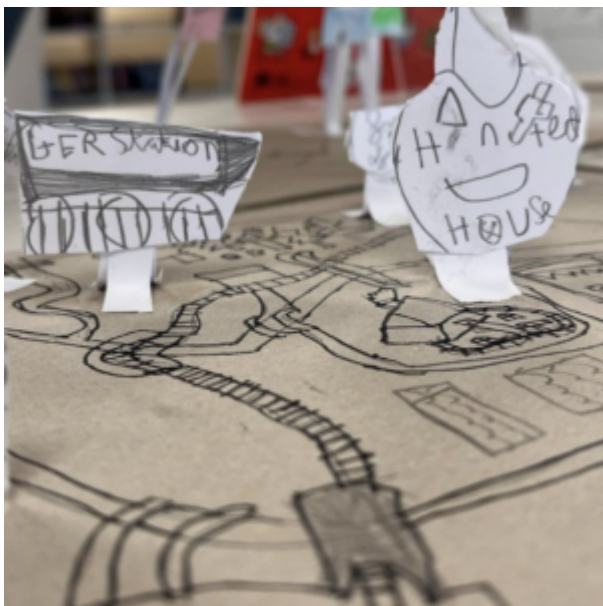
Schools, Colleges, Arts Organisations: Single and Multi-Users
From £42

AccessArt is a UK Charity and we believe everyone has the right to be creative. AccessArt provides inspiration to help us all reach our creative potential.

**See the Resource Used in
Schools...**







You May Also Like...

Pathway: Typography and Maps



This is featured in the 'Typography and Maps' pathway

Talking Points: What is Typography?



Talking Points: Louise Fili




Talking Points: Chris Kenny



Talking Points: Grayson Perrys 'Map of Days'



Talking Points: Hogwarts' Maps




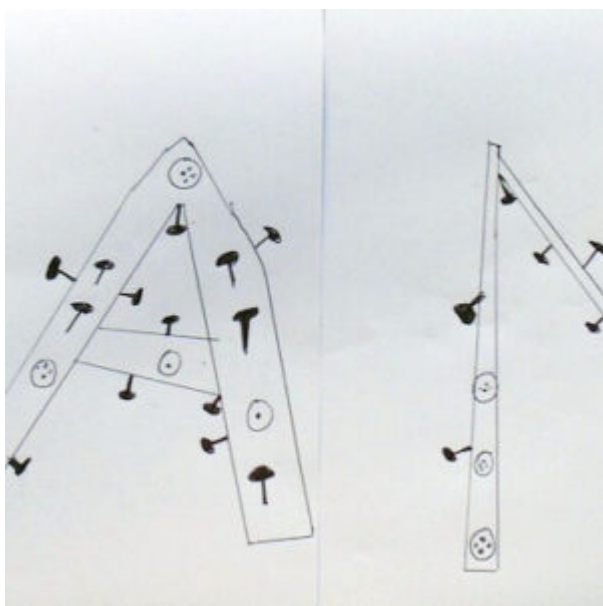
Talking Points: Paula Sher




Typography for Children

See the Resource Used in
Schools...









You May Also Like...

Pathway: Typography and Maps




[This is featured in the 'Typography and Maps' pathway](#)

Talking Points: What is typography?



Talking Points: Louise Fili



Inspired by Miro – Collage, Automatic Drawing, &

Sculpture

You May Also Like...

Visual Arts Planning Collections:
Cardboard and paper



CARDBOARD ENGINEERING CHALLENGE



AN INTRODUCTION TO SCULPTURE



Year 4 Sculpture Project (ages 8 and 9)

Improving Drawing Outcomes by Changing Paper

Join Accessart

**Join AccessArt from only £3.50 per month and
access all our resources wherever you live.**

See Curriculum Guidance for Drawing: Resources



[Further Guidance to Support Drawing in Schools](#)

More Drawing Projects



[Find more drawing exercises and projects for primary-aged children in this beautiful book by Paula Briggs.](#)

Why use Warm Up Drawing Exercises?

Drawing on Pebbles to Make Treasured Fossils

Using a variety of drawing media on a variety of found surfaces to create a collection of fossils. [Full AccessArt Members Only](#)

Using Pastels to Capture Texture

Using soft pastel and graphite in an intuitive way to capture a sense of texture. [Full AccessArt Members Only](#)

Sculptural Pots

Scraperboard Lookalikes

Woodcut

Making simple scraper board drawings with oil pastel and acrylic paint, which take on the appearance of woodcuts. [Full AccessArt Members Only](#)

Thinking and Making

Drawing Materials Sample Cards

Drawing project to create sample drawing material cards which can be used for future reference and inspiration. [Full AccessArt Members Only](#)

Painting on Plaster, Inspired by Vincent Van Gogh

Beautifully illustrated resource which introduces still life via an unusual combination of materials: plaster, oil pastel, graphite and linseed oil.

How does the Sculpture Balance?

Construction-based sculpture project inspired by Ben Nicholson's paintings. Encourages children to take more risks by asking them to through their sculptures "off balance".

[Full AccessArt Members Only](#)

Layered Colour Gestural Drawing

Using colour to help develop gestural drawing skills. [Full AccessArt Members Only](#)

Colour Composition and Ben Nicholson

One hour session in which primary age children made simple coloured elements through which to explore composition. [Full AccessArt Members Only](#)

Cardboard Sculptures

Staff at Ridgefield Primary School Cambridge explore an open-ended exploration of sculptural materials and techniques.

Drawing and Making Flowers

Using drawing to inspire making sculptural flowers.

Drawing Clouds and Mark Making

Mark-making exercise for children which encourages them to push their drawings, and their imaginations out of their safe zone. [Full AccessArt Members Only](#)

Taking Creative Risks

Is it important to get children to take risks in their artwork?