

Teachers Play with Plasticine to Make Prints in the Education Room at the Fitzwilliam Museum, Cambridge

This post follows on from [Gathering Marks and Tearing Paper to Appreciate Prints by Goya, Turner and Cornelius at the Fitzwilliam Museum, Cambridge](#) and [Monoprinting Inspired by Goya, Turner and Cornelius in the Education Room](#), and shows how teachers used Plasticine to print textures. The session was facilitated by Paula Briggs and Sheila Ceccarelli from AccessArt and Kate Noble from the Fitzwilliam Museum, Cambridge.

Gathering Marks and Tearing Paper to Appreciate Prints by Goya, Turner and Cornelius at the Fitzwilliam Museum, Cambridge

This post shares how Paula Briggs and Sheila Ceccarelli from AccessArt and Kate Noble from the Fitzwilliam Museum, Cambridge, enabled teachers to enter into the intricacies of prints made by Turner, Goya and Cornelius in a Temporary Exhibition at the Fitzwilliam Museum in summer 2016: [1816: Prints by Turner, Goya and Cornelius](#).

Making Sculptural Interpretations of 18th Century Portraits at the Fitzwilliam Museum, Cambridge

This post shares how Paula Briggs and Sheila Ceccarelli from AccessArt and Kate Noble from the Fitzwilliam Museum, Cambridge, enabled teachers to explore making three dimensional interpretations of two dimensional 18th Century portraits.

Using Drawing to Get Closer to 18th Century Portraits at the Fitzwilliam Museum, Cambridge

This post shares how Paula Briggs and Sheila Ceccarelli from AccessArt and Kate Noble from the Fitzwilliam Museum, Cambridge, used drawing exercises to take a closer look at 18th Century portraits

Making Sketchbooks at the Fitzwilliam Museum, Cambridge

This post shares how Paula Briggs and Sheila Ceccarelli from AccessArt and Kate Noble from the Fitzwilliam Museum, Cambridge, enabled teachers to make sketchbooks and explore them as a physical space to connect and collect ideas and observations from museum collections.

Using Sketchbooks, Drawing and Reflective Tools in the 20th Century Gallery at the Fitzwilliam Museum, Cambridge

This post shares how Paula Briggs and Sheila Ceccarelli from AccessArt and Kate Noble from the Fitzwilliam Museum, Cambridge, enabled teachers to explore 20th Century paintings and sculpture, through using sketchbooks & drawing as tools for looking and remembering.

Thoughtful Drawing and Mark

Making in the Armoury at the Fitzwilliam Museum, Cambridge

This post shares how Paula Briggs and Sheila Ceccarelli from AccessArt and Kate Noble from the Fitzwilliam Museum, Cambridge, enabled teachers to explore armour through discussion, drawing and mark making.

Filling a Sketchbook: Ruler Drawings


You May Also Like...

Pathway: Exploring Form Through Drawing



[This is featured in the 'Exploring Form Through Drawing' pathway](#)

The drawing journey



See Drawing Projects for Children for more Drawing Exercises



Collage and Construction

What is a Canvas? Exploration Activity

Building and Drawing

Feeling Our Way Around Wool

Early Primary Sketchbook Exploration


Doodling with Stuff

Paula Briggs shows how to create a safe environment for pupils to explore a range of materials which they would be able to manipulate and transform.

Drawing Spirals

See How This Resource Is Used In Schools...









You May Also Like...

Pathway: Spirals



[Featured in the 'Spirals Pathway'](#)

Talking Points: Molly Hausland



The ancient art of kolan



Drawing with a Ruler

You May Also Like...

Pathway: Exploring Form Through Drawing




[This is featured in the 'Exploring Form Through Drawing' pathway](#)

Pathway: Stick Transformation project




[This is featured in the 'Stick Transformation Project' pathway](#)

The drawing journey




See Drawing Projects for Children for more Drawing Exercises



Supersized Jewellery

You May Also Like...

More Making and Drawing projects for children



Developing Sketchbook Work with Pink Pig Sketchbooks

Find more drawing and making ideas!



[Drawing Projects for Children and Make, Build, Create. Blackdog Publishing 2015/2016](#)

Tie Dye

Rio 2016! – Sporty / Sunbathing Dolls

Inspired by Rio 2016, the AccessArt Friday Club made dolls from modroc and wire, exploring costumes and personality!