

# **Rio 2016! – Sporty / Sunbathing Dolls**

Inspired by Rio 2016, the AccessArt Friday Club made dolls from modroc and wire, exploring costumes and personality!

---

## **Drawing Outside & Never-Ending Landscapes**

---

## **Making Large Scale, Screenprinted, Collaged, Co-Created Campaign Posters!**

## **You May Also Like...**

**Make, Build, Create: Sculpture Projects for Children by Paula Briggs**



Published by Black Dog Books

## #WHATDIDMYCHILDMAKE



# Shadow Puppets and

# Whiteboards

## You May Also Like...

### Pathway: Shadow Puppets



[This is featured in the 'Shadow Puppets' pathway](#)

Talking Points: Cut Outs




## **Talking Points: Malaysian Puppets**



## **Talking Points: Lotte Reiniger**



## **Session Recording: Making Shadow Puppets**



---

**Monoprinting Inspired by  
Goya, Turner and Cornelius in**

# **the Education Room at the Fitzwilliam Museum, Cambridge**

This post follows on from Gathering Marks and Tearing Paper to Appreciate Prints by Goya, Turner and Cornelius at the Fitzwilliam Museum, Cambridge and shares how teachers enjoyed monoprinting on a big scale. The session was facilitated by Paula Briggs and Sheila Ceccarelli from AccessArt and Kate Noble from the Fitzwilliam Museum, Cambridge.

---

## **Creativity Session at Spinney Primary School**

---

## **Perseverance, Determination and Inventiveness: Building Nests**

Year 4 pupils from Comberton Village College and Cambourne Village College feeder schools met for a Gifted and Talented Sculpture Masterclass led by AccessArt at Bourn Primary Academy. The session centred around an exploration of the materials and construction methods we might use to build inventive, sculptural nests.

---

# **Barbie & Ken Transformation**

This adaptable resource shares how we transformed Barbie dolls using paper, fabric, modroc and paint. We had great fun researching and designing costumes and exploring appropriate materials. By Paula Briggs

---

# **Shipwrecked! A Shadow Puppet Play by Children Aged 10**

As the winter nights draw in and it was dark outside and cosy inside, Friday Club students, turn the summerhouse into a theatre and make a shadow puppet play.

---

# **Painting the Light and the Dark...**

---

# Show Me The Shadows

---

## Paint, Colour and Autobiographical Imagery

---

## My House – A Cardboard Construction Project

These autobiographical architectural sculptures use corrugated cardboard, laid in strips on their side, to create sculptures designed to be peered in to!

---

## Exploration of Watercolour in the Studio

After having studied watercolour paintings at the Fitzwilliam Museum Cambridge with AccessArt, teachers were invited to undertake their own exploration of working with watercolour, including colour mixing, paint techniques, and intention. This resource shares the processes and outcomes of the practical studio session.




---

# Introduction to Watercolour

## You May Also Like...

Pathway: Exploring Watercolour




[Featured in the 'Exploring Watercolour' pathway](#)

Pathway: Mixed Media Land and city scapes



[This is featured in the 'Mixed Media Land and City Scapes' pathway](#)

**PAINTING THE STORM AT BOURN PRIMARY SCHOOL**




**Collection of Landscape Resources by Hester Berry**



## **part 2: Exploration of Watercolour in the studio**



## **Talking Points: Paul Klee**



---

# Exploring Watercolour at the Fitzwilliam Museum Cambridge with AccessArt

part 1: Introduction to Watercolour



The resource describes and demonstrates individual watercolour techniques, and then shows examples of these techniques in paintings from the Fitzwilliam Collection.

**part 2: Exploration of Watercolour in the studio**





After studying paintings from the collection at first hand and identifying how various marks within the paintings may have been made, teachers undertake their own exploration of working with watercolour.

The  
Fitzwilliam  
Museum  
CAMBRIDGE



UNIVERSITY OF CAMBRIDGE  
**MUSEUMS**  
& BOTANIC GARDEN



Supported using public funding by  
**ARTS COUNCIL  
ENGLAND**



# **Autobiographical Suitcase Pop-Up Gallery**

This resource shares how 8, 9 and 10 year old children created a home for all of their sculptures and paintings in the form of a cardboard suitcase which doubled up as a pop-up gallery.

---

## **Painting the Storm, at Bourn Primary Academy**

---

## **Rook – Transforming Materials**

Here, artist Paula Briggs shares how she made a Rook for the AccessArt Share-a-Bird-Project

---

## **Manipulating Paper: Turning 2D into 3D**

Andrea Butler and Paula Briggs show how to manipulate flat pieces of paper into three dimensional shapes.