

# How I use my Sketchbook as a Painter, by Rachel Thompson

In the series '[How Artists Use Their Sketchbooks](#)', we are celebrating the different ways in which artists use their sketchbooks, spanning across a range of disciplines, to open up minds as to what a sketchbook is and can be, from the perspective of practicing artists.

In this video, painter and AccesArt team member [Rachel Thompson](#) shares with us how she uses sketchbooks, whether as a series of loose sheets or a simple concertina, to develop ideas for final paintings. In this video, you'll see how Rachel captures landscapes and objects, and is led by sketchbook experiments to explore her ideas and failures, and find clues to push forward.

Please [log in](#) below as a member to access the full resource.

---

	Please log in here to access full content.	
Username	<input type="text"/>	
Password	<input type="password"/>	
	<input type="button" value="Login"/>	<input checked="" type="checkbox"/> Remember me
	<a href="#">Forgot Password</a>	

To access all content, I would like to join as...

**An Individual**



Creative practitioners, educators, teachers, parents, learners...

From £3.50

**An Organisation...**



Schools, Colleges, Arts Organisations: Single and Multi-Users  
**From £42**

*AccessArt is a UK Charity and we believe everyone has the right to be creative. AccessArt provides inspiration to help us all reach our creative potential.*

---

---

## **Exploring A Midsummer Night's Dream: Recounting the Story**

---

# **Exploring A Midsummer Night's Dream: Making Magic Spells**

---

## **Exploring A Midsummer Night's Dream: Creating a Forest Collage Part Two**

---

## **Exploring A Midsummer Night's Dream: Creating a Forest Collage Part One**

---

## **Exploring A Midsummer Night's Dream: Costume Design for Bottom**



# See This Resource Used in Schools...

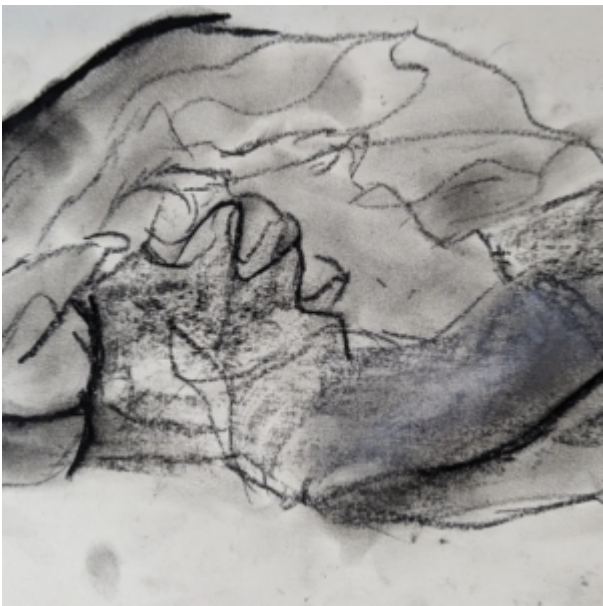





---

## **Exploring A Midsummer Night's Dream Through Art: Ancient Greek Dress Portraits**

**See This Resource Used In  
Schools...**









---

**Exploring Macbeth Through  
Art: Storyboards**

---

**Exploring Macbeth Through  
Art: Out Damn Spot!**

---

**Exploring Macbeth Through  
Art: Light and Dark Posters**

---

**Exploring Macbeth Through  
Art: Macbeth Portraits**

---

# **Exploring Macbeth Through Art: Witch's Capes**

---

# **Exploring Macbeth Through Art: Heath Landscapes**

---

## **Charcoal Cave**

**See This Resource Used In  
Schools...**







## You May Also Like...

**Pathway: Gestural Drawing with charcoal**



[This is featured in the 'Gestural Drawing with Charcoal' pathway](#)

**Talking points: Edgar degas**





**Talking Points: What is Chiaroscuro?**



**Talking Points: Cave Art**



## Session Recording: exploring Charcoal



---

## An Exploration of Pandora's Box

## You Might Also Like...



[Ancient Greek Lyres](#)



[Decorative Coil Clay Pots](#)



## Visual Arts Planning: Clay

---

## Movement Maps

---

## Patterns with Nature

## You May Also Like...


Pathway: Explore and Draw






## [Featured in the 'Explore and Draw' Pathway](#)

**Talking Points: Artists as Collectors and explorers**



**AccessArt Digital Resources**



---

# Shells: Observational and Imaginative Drawing

You May Also Like...

Still Life Compositions



Create and paint your own still life composition inspired by Cezanne

## Drawing Spiral Snails



Explore spirals found in nature with this mixed media workshop

## Drawing Spirals



Explore drawing using whole body movements

---

# **One Roll of Paper, Two Activities**

---

## **Botanical Fairies**