

Red to Green: Steps to Observational Drawing

Foundations for students to be able to approach observational drawing without feeling inhibited or paralyzed and reinstate their confidence in their ability and right to draw.

Red to Green: Monoprinting

Monoprinting is an excellent way to access mark making and drawing but with a bit of 'distance' from the finished work. Results are always unexpected and the process itself very engaging, so any potential anxiety about what a finished drawing 'should' look like is taken away.

Red to Green: Block Printing

enjoyed the process of block printing

Red to Green: Taking Rubbings

and Making Compositions

process of recording by taken rubbings from natural and man made objects whilst incidentally making uninhibited gestures and marks with graphite

Red to Green: Patterns in Nature, Line and Wire

using drawing as a way into exploring designs and patterns in nature, followed by a making session using wire to extend ideas into 3D

Aspire to Create: Inspired by Nature & Empowered by Creativity – Red to Green

One: Casting



Exploring mark making into wet clay, mould making, mixing and pouring plaster

Two: Patterns in Nature, Line and Wire



Using drawing to look at designs and patterns in nature to inspire the creation of wire sculpture

Three: Taking Rubbings and Making Compositions



Recording the surrounding world by taking rubbings

Four: Block Printing



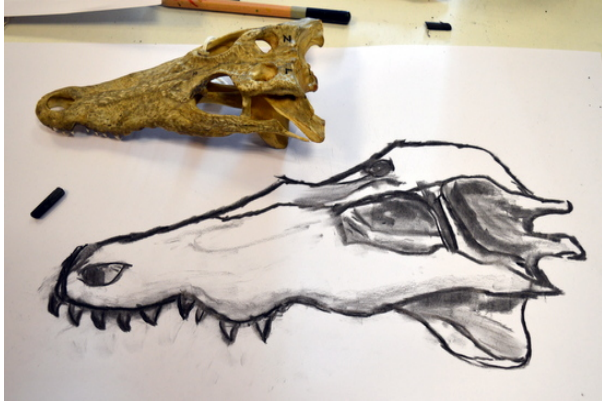
Learners are introduced to block printing

Five: Monoprinting




Exploring texture, pattern and mark making through monoprinting

Six: Steps to Observational Drawing



Four steps to enabling observational drawing

Seven: Making Sculpture



Learners explore sculptural principles of form, space and balance

Eight: Wax Resist and Scraffito



Introducing colour with wax resist and scraffito techniques



Red to Green: Casting

day one of AccessArt's six day residency at Red2Green mark making into clay, mould making and casting

Windy Day Drawing: What was it really all about?

3D Drawing with Paper: Texture – Surface – Structure

Artist Andrea Butler sets teenagers the challenge to create 3D forms from sheets of paper experimenting with structure and texture using manipulation techniques.

Bold Autumn Still Life

Teenagers engaged in creating bold still life drawings

Years 3 and 4 D&T and Making Club

A collection of resources by Sheila Ceccarelli based on her Brilliant Makers Club for year three and four pupils at Milton Road Primary School, Cambridge. Children were encouraged to experiment, think and engineer creative solutions by working on simple projects, with individual and independently generated outcomes.

40 Minute Cardboard and Double-Sided Sticky Tape Engineering Challenge

This workshop was all about getting year three and four Brilliant Makers at Milton Road Primary School to think about the biggest challenge for any maker: how to make something stand up.

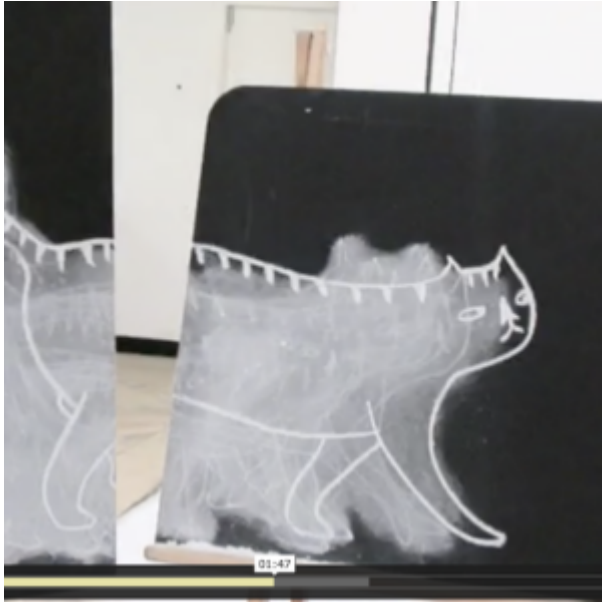
Teenagers Improvise a Shadow Puppet Play

Enjoy following how the saga of a lion., a dog, a goat, a stegosaurus, and an 'animal fairy', told by Sophia and improvised by this creative 'Experimental Drawing' team

Year 3 & 4 Making Club: Animating Articulated Beasts

You May Also Like...

Talking points: Making drawings move



Talking Points: paper cut puppets



Talking Points: Lauren child



Talking Points: Lotte reiniger



**Year 3 & 4 Making Club:
Articulated Beasts**

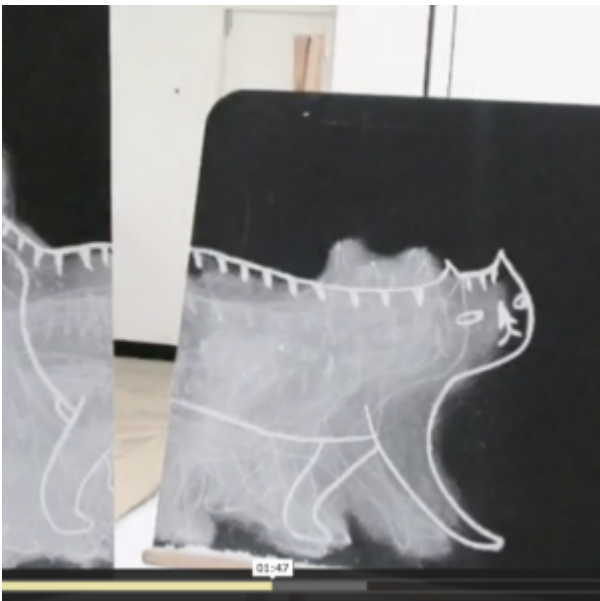
You May Also Like...

Pathway: Making Animated Drawings



[This is featured in the 'Making Animated Drawings' pathway](#)

Talking points: Making drawings move



Talking Points: paper cut puppets



Talking Points: Lauren child



Talking Points: Lotte reiniger



Articulated and Animated Drawings by Teenagers at AccessArt's Experimental Drawing Class

A simple project to teach how to make an articulated drawing with only very basic materials.

Sculptural Birds in Flight by Teenage Makers

In this workshop teenagers played with sculptural ideas around building form and mass, tension and scale by combining

materials from Scrap Stores.

Brave Young Makers: Year Three Pupils at Ridgefield Primary Transform Materials into Birds and Insects

This workshop presented year three pupils at Ridgefield Primary School with real design and making challenges as they worked to a brief to 'create birds and insects for their school tree'.

Pattern and Collage: A Whole School Workshop at Monkfield Primary School

A Wealth of Materials in

Scrapstores

printmaking with salvaged sticky back aluminium foil, mixed media and cardboard



Make a sketchbook, an ideas book or a travel journal this summer!




pattern and collage a whole school workshop at monkfield primary school




Sculptural Birds in Flight by Teenage Makers



Articulated and Animated Drawings by Teenagers at AccessArt's Experimental Drawing Class



A Model Studio by Susie Olczak



Making Sea Sculptures at Culford School, Suffolk



Inspired by Joseph Cornell: Making a Decorative Aviary Box



Brave Young Makers: Year Three Pupils at Ridgefield Primary Transform materials

into Birds and Insects

