

Teenagers Write A Letter, A Postcard, A Poem or A Narrative in Invented Text

By [Sheila Ceccarelli](#)

Teenagers were invited to write a letter, a postcard or a poem, either to themselves, or about anything at all, but not to be written in actual, 'legible' letters, but instead marks and invented text.

All I did was provide a few materials from which the teenage artists could choose any.

The initial idea for this session was planted by the wonderful AccessArt contributor, [Sue Gough](#).



	Please log in here to access full content.
--	--

Username	<input type="text"/>
Password	<input type="password"/>
	<input type="button" value="Login"/> <input checked="" type="checkbox"/> Remember me
	Forgot Password

To access all content, I would like to join as...

An Individual



Creative practitioners, educators, teachers, parents, learners...

From £3.50

An Organisation...



Schools, Colleges, Arts Organisations: Single and Multi-Users
From £42

AccessArt is a UK Charity and we believe everyone has the right to be creative. AccessArt provides inspiration to help us all reach our creative potential.

What is a Canvas? Exploration Activity

Using Drawing as a Way of Understanding: University of Liverpool Veterinary Science Schematic Drawing Task.

Teenagers Use Touch to Draw and Explore Small Objects


“Feely Drawings” or Drawing by Touch – a 5 minute drawing exercise



This short icebreaker or warm up exercise, led by Paula Briggs

at the Drawing Workshops for ages 6 to 10, encourages the children to relax into their drawing session.

Introducing Graphite and Blind Drawing



Teenagers explored mark making, drawing 'blind' with the age old drawing tool 'the pencil' and softer graphite sticks. Sheila Ceccarelli

Building and Drawing

Feeling Our Way Around Wool


Early Primary Sketchbook Exploration


Lights | Camera | Action | we
all love glow-in-the-dark
tape! By Sara Dudman

The August Creative Challenge Gallery – Week Four

Drawing Spirals

See How This Resource Is Used In Schools...







You May Also Like...

Pathway: Spirals



[Featured in the 'Spirals Pathway'](#)

Talking Points: Molly Hausland



The ancient art of kolan



Drawing with a Ruler

You May Also Like...

Pathway: Exploring Form Through Drawing




This is featured in the 'Exploring Form Through Drawing' pathway

Pathway: Stick Transformation project




This is featured in the 'Stick Transformation Project' pathway

The drawing journey



**See Drawing Projects for Children for
more Drawing Exercises**



**Developing Sketchbook Work
with Pink Pig Sketchbooks**

Find more drawing and making ideas!



[Drawing Projects for Children and Make, Build, Create. Blackdog Publishing 2015/2016](#)

Draw your Home: Collage, Stitch and Fabric Crayons

Drawing Outside & Never-Ending Landscapes

Our River – Year Five Pupils Build a Communal Drawing in Four Steps

**Inspired by Christo: Mixed
Media Drawings**

**Drawing Space/Drawing in
Space**

**Year Three Pupils Explore
Stencils, Composition and
Expressive Mark Making with
Oil Pastels**

You May Also Like...

Pathway: working with shape and colour



[This is featured in the 'Working with Shape and Colour' pathway](#)

Talking Points: Henri Matisse Cut Outs



Talking Points: Romare Bearden

...What I have tried
to do in my collages is
bring the Afro American
experience into art and
**GIVE IT A
UNIVERSAL
DIMENSION.**

Monoprinting Inspired by Goya, Turner and Cornelius in the Education Room at the Fitzwilliam Museum, Cambridge

This post follows on from Gathering Marks and Tearing Paper to Appreciate Prints by Goya, Turner and Cornelius at the Fitzwilliam Museum, Cambridge and shares how teachers enjoyed monoprinting on a big scale. The session was facilitated by Paula Briggs and Sheila Ceccarelli from AccessArt and Kate Noble from the Fitzwilliam Museum, Cambridge.

Linking Flock Together to your Curriculum: Key Stage 1 – 3