

Early Primary Sketchbook Exploration

By Paula Briggs

This resource shares the Week Two session at [Jeavons Wood Primary School in Cambourne](#), Cambridgeshire, in which I'll be working with a year 5 pupil (Lily-Rani) and a year 4 pupil (Daniel) for one hour once a week. Through regular sessions, and in collaboration with the school, the aim is to:

- Provide the opportunity for the children to develop their hands-on making and visual arts skills through regular contact and small group work;
- Help build confidence in the children in all areas of their school life, including academic, social, creative and practical skills, and so demonstrate the importance of hands-on creative exploration;
- Inspire visual arts projects amongst other pupils and staff in the school by sharing outcomes.

Week Two - Exploring Drawing Materials



In sketchbooks

	Please log in here to access full content.	
Username	<input type="text"/>	
Password	<input type="password"/>	
	<input type="button" value="Login"/>	<input checked="" type="checkbox"/> Remember me
	Forgot Password	

To access all content, I would like to join as...

An Individual



Creative practitioners, educators, teachers, parents, learners...

From £3.50

An Organisation...



Schools, Colleges, Arts Organisations: Single and Multi-Users
From £42

AccessArt is a UK Charity and we believe everyone has the right to be creative. AccessArt provides inspiration to help us all reach our creative potential.

**Lights | Camera | Action | we
all love glow-in-the-dark**


tape! By Sara Dudman

The August Creative Challenge Gallery – Week Four

Drawing Spirals

See How This Resource Is Used In Schools...









You May Also Like...

Pathway: Spirals



Featured in the 'Spirals Pathway'

Talking Points: Molly Hausland



The ancient art of kolan



Drawing with a Ruler

You May Also Like...

Pathway: Exploring Form Through Drawing




[This is featured in the 'Exploring Form Through Drawing' pathway](#)

Pathway: Stick Transformation project




[This is featured in the 'Stick Transformation Project' pathway](#)

The drawing journey



See Drawing Projects for Children for more Drawing Exercises



Developing Sketchbook Work with Pink Pig Sketchbooks

Find more drawing and making ideas!



[Drawing Projects for Children and Make, Build, Create. Blackdog Publishing 2015/2016](#)

**Draw your Home: Collage,
Stitch and Fabric Crayons**

Drawing Outside & Never-Ending Landscapes

Our River – Year Five Pupils Build a Communal Drawing in Four Steps

Inspired by Christo: Mixed Media Drawings

Drawing Space/Drawing in Space

Year Three Pupils Explore Stencils, Composition and Expressive Mark Making with Oil Pastels

You May Also Like...

Pathway: working with shape and colour



[This is featured in the 'Working with Shape and Colour' pathway](#)

Talking Points: Henri Matisse Cut Outs



Talking Points: Romare Bearden

...**What** I have tried
to do in my collages is
bring the Afro American
experience into art and
**GIVE IT A
UNIVERSAL
DIMENSION.**

**Monoprinting Inspired by
Goya, Turner and Cornelius in**

the Education Room at the Fitzwilliam Museum, Cambridge

This post follows on from Gathering Marks and Tearing Paper to Appreciate Prints by Goya, Turner and Cornelius at the Fitzwilliam Museum, Cambridge and shares how teachers enjoyed monoprinting on a big scale. The session was facilitated by Paula Briggs and Sheila Ceccarelli from AccessArt and Kate Noble from the Fitzwilliam Museum, Cambridge.

Linking Flock Together to your Curriculum: Key Stage 1 – 3

Using Monoprinting and Sketchbooks to Explore GCSE English Literature Poetry

A session for teenagers exploring how a hands on creative activities might engage students in their revision, and how monoprinting and sketchbook processes might aid a personal connection to the poetry text.

Doppleganger Drawing

**Drawing for Science,
Invention & Discovery Even If
You Can't Draw by Paul Carney**

Visualisation Drawing

Adaptation Drawing

Trial and Error Drawing