

3D Drawing with Paper: Texture – Surface – Structure

Artist Andrea Butler sets teenagers the challenge to create 3D forms from sheets of paper experimenting with structure and texture using manipulation techniques.

Bold Autumn Still Life

Teenagers engaged in creating bold still life drawings

Life Drawing: A Collection of Resources by Hester Berry

How to Run a Life Drawing Class




[_](#)Introducing Hester and providing an overview of how Hester sets up and facilitates a life class.

An Introduction to Life Drawing



[Getting started with life drawing](#) and some simple warm-up exercises to help you become familiar with your drawing materials and the life model.

Capturing gesture



[Hester](#) provides some helpful advice along with a series of short drawing exercises, that will enable you to identify the essentials of a pose and successfully record the movement and gesture of the life model.

Drawing the head



Drawing faces can be daunting, but Hester explains how you can tackle them successfully using simple and logical steps.

drawing hands and feet



Hands and feet are tricky subjects and often get omitted because the forms seem too complicated to draw. Hester shares a secret shortcut to understanding and drawing these complex forms ...think mittens and socks!

Understanding Foreshortening



When drawing the life model, it can be difficult to process your view of a 3D form into a 2D

representation. Hester explains clearly and concisely how to successfully achieve a foreshortened figure to create the illusion of space in your drawings.

Using Tone



[Hester](#) explains how to use tone effectively to give your drawings more definition and an increased sense of volume and suggests ways of using tone when drawing short poses, that will build your confidence and skills.

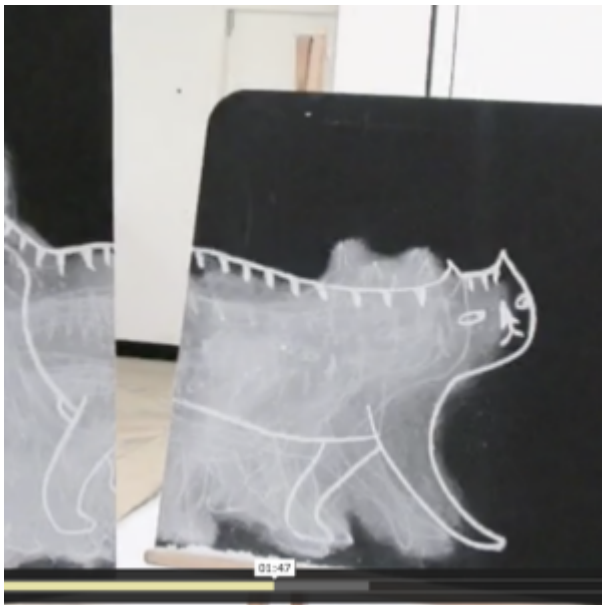
Introduction to Life Drawing with Hester Berry

Paper Pigeon Project

Year 3 & 4 Making Club: Animating Articulated Beasts

You May Also Like...

Talking points: Making drawings move



Talking Points: paper cut puppets



Talking Points: Lauren child



Talking Points: Lotte reiniger



Show Me The Shadows

Cantus Arcticus (Concerto for Birds and Orchestra) Op.61: Images Inspired by Music

Year 3 & 4 Making Club: Articulated Beasts

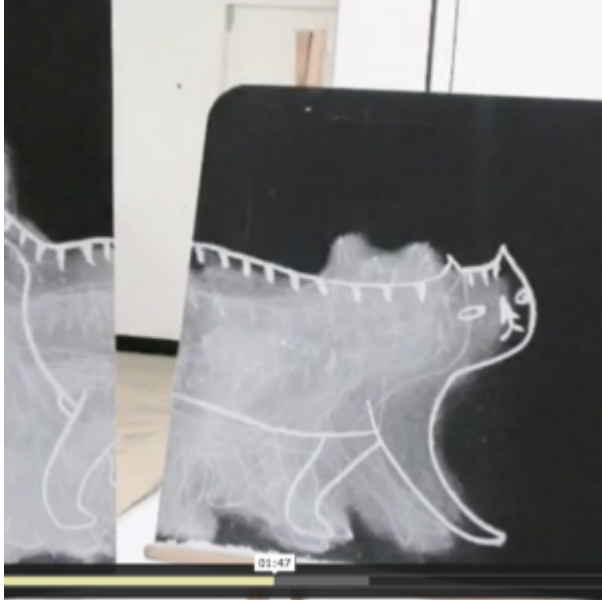
You May Also Like...

Pathway: Making Animated Drawings



[This is featured in the 'Making Animated Drawings' pathway](#)

Talking points: Making drawings move



Talking Points: paper cut puppets



Talking Points: Lauren child



Talking Points: Lotte reiniger



In the Company of Birds

You May Also Like...

Visual Arts Planning Collections: Birds



swoop



Birds in trees



Articulated and Animated Drawings by Teenagers at AccessArt's Experimental Drawing Class

A simple project to teach how to make an articulated drawing with only very basic materials.

“Flock” at Prospect House School, Inspired by Veronica

Lindsay-Addy

You May Also Like...

Visual Arts Planning Collections: Birds



Swoop



How To Make an Origami Bird



Printing at Battyeford Primary, Inspired by Hester Cox

Illustrating 'The Jabberwocky'

In this resource, AccessArt contributor Eleanor Somerset, illustrates how she worked with a group of 7-10 year old pupils and another of 10-15 year old budding artists, at the Little Art Studio in Sheffield, on a series of workshops to illustrate Lewis Carroll's The Jabberwocky.

Pattern and Collage: A Whole School Workshop at Monkfield Primary School

Making Sea Sculptures at Culford School, Suffolk

Artists Andrea Butler and Sheila Ceccarelli inspire year three pupils to invent their own sculptural sea creatures using simple wrapping and binding techniques with scrap store materials.

Teenagers Make Prompts to Overcome White Page Syndrome

Fabulously inspired teenagers at AccessArt's Experimental Drawing Class made prompts to help each other overcome the 'white page syndrome'.

Painting the Storm, at Bourn Primary Academy

Introducing Sgraffito using a Coloured Clay Slip on a Terracotta Tile

Further explore how to make beautiful sgraffito, or 'scratched drawings' with artist Eleanor Somerset.

Wax Resist with Coloured Inks and Sgraffito on Foamboard