


# Wax Resist with Coloured Inks and Sgraffito on Foamboard

[By Eleanor Somerset](#)

This project led on from the [Chimera](#) and The Jabberwocky workshops so the children were well versed in creating beasts and thinking about mark-making and texture.



Wax resist with coloured inks and sgraffito on foamboard workshop with Eleanor Somerset

In these three, one hour and twenty minute sessions, children were introduced to a three part project exploring:

- drawing and image transfer onto foamboard,

- mark-making and washes with wax-resist technique
- and finally scratching or 'sgraffito' into pastel.



Ruben's finished piece of sgraffito foamboard

	<b>Please log in here to access full content.</b>	
Username		<input type="text"/>
Password		<input type="password"/>
	<input type="button" value="Login"/>	<input checked="" type="checkbox"/> Remember me
	<a href="#">Forgot Password</a>	

**To access all content, I would like to join as...**

**An Individual**





Creative practitioners, educators, teachers, parents, learners...

From £3.50

**An Organisation...**



Schools, Colleges, Arts Organisations: Single and Multi-Users  
From £42

*AccessArt is a UK Charity and we believe everyone has the right to be creative. AccessArt provides inspiration to help us all reach our creative potential.*

---

---

## **Chimera – A Drawing Workshop with Eleanor Somerset**

# You May Also Like...

Visual Arts Planning Collections:  
Literacy



Wax Resist with Coloured Inks and  
Sgraffito on Foamboard



Chimera Drawings into Beautiful



## Terracotta Tiles



---

## Street Drawing: Exploring Vanishing Points with Masking Tape

---


## Dragons & Birds in Eggs: Hidden and Revealed

# You May Also Like...

## Visual Arts Planning Collections: Birds



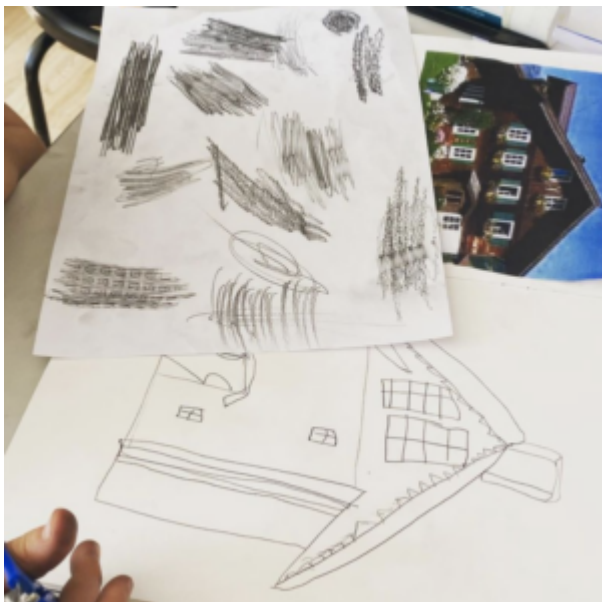
monoprinting with carbon copy paper

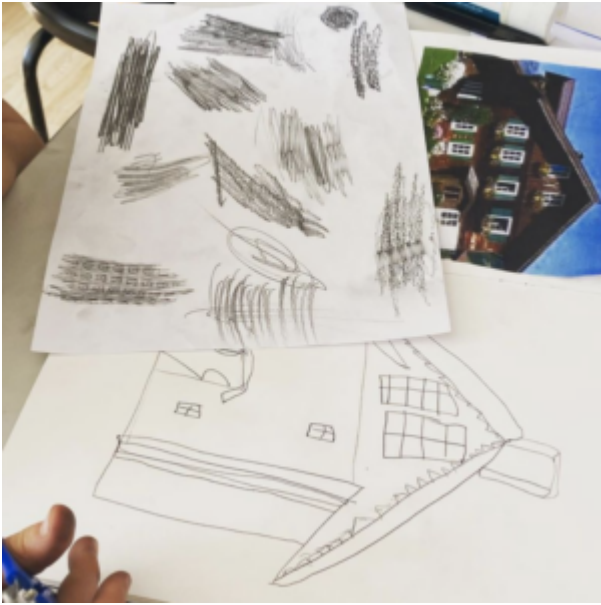




# Houses from Around the World: International Day at Monkfield Primary School

See This Resource Used In  
Schools...







---

**Recording & Communicating  
through Narrative with Degree  
Level Contemporary Craft  
Students by Vanessa Marr**

---

**Inspired by Google Earth:  
Drawing**

---

# Flat Yet Sculptural? Drawing, Collage, Construction

Following on from using the grid method to scale up simple drawings, children worked on collage and construction to transform their drawings into sculptures.

---

## Exploring Three Dimensions with Lego: Drawing and Collage

### You May Also Like...

**Pathway: Exploring Form Through Drawing**





This is featured in the 'Exploring Form Through Drawing' pathway

**Adapting AccessArt: From 2D to 3D**



---

**'Pouncing': A Simple Technique to Transfer Patterns onto Plaster Tablets**

---

**Using Negative Space to Believe What You See ( &**

# Scaling Up)

## You May Also Like...

**Pathway: 2D Drawing to 3D Making**



[This is featured in the '2D Drawing to 3D Making' pathway](#)

**Talking Points: Lubaina Himid**



---

# How to Make a Tessellated Design

You May Also Like...

Pathway: Exploring pattern



[This is featured in the 'Exploring Pattern' pathway](#)

**Talking points: Andy Gilmore**



---



# **The Drawing Machine – A Workshop in Perspective and How to Look by Drawing Machine and Sarah Wright**

---

## **Drawing as Support Activity**

---

## **Detached and Timeless Painting Workshop by Sara Dudman**

---

## **Making an Urban Landscape Painting by James Nairne**

---

# Making Drawings using a Lightbox

---

## Exploring Portraits with Eleanor Somerset

### You May Also Like...

Visual Arts Planning Collections:  
Portraits



Egg Box Gargoyles



**fruit inspired clay tiles**



---

**A Cheerful Orchestra and  
Other Ideas for Drawing Music**

**by Hannah Coulson**

**You May Also Like...**

**Pathway: Music and art**



**This is featured in the 'Music and Art' pathway**

**talking points: wassily Kandinsky**





**drawing source material: orchestras**



---

**Using Sketchbooks to Inform  
Larger Work**