

Illustrating Jabberwocky'

'The

In this resource, AccessArt contributor Eleanor Somerset, illustrates how she worked with a group of 7-10 year old pupils and another of 10-15 year old budding artists, at the Little Art Studio in Sheffield, on a series of workshops to illustrate Lewis Carroll's The Jabberwocky.

Pattern and Collage: A Whole School Workshop at Monkfield Primary School

Making Sea Sculptures at Culford School, Suffolk

Artists Andrea Butler and Sheila Ceccarelli inspire year three pupils to invent their own sculptural sea creatures using simple wrapping and binding techniques with scrap store materials.

Teenagers Make Prompts to Overcome White Page Syndrome

Fabulously inspired teenagers at AccessArt's Experimental Drawing Class made prompts to help each other overcome the 'white page syndrome'.

Painting the Storm, at Bourn Primary Academy

Introducing Sgraffito using a Coloured Clay Slip on a Terracotta Tile

Further explore how to make beautiful sgraffito, or 'scratched drawings' with artist Eleanor Somerset.

Wax Resist with Coloured Inks

and Sgraffito on Foamboard

Chimera – A Drawing Workshop with Eleanor Somerset

You May Also Like...

Visual Arts Planning Collections:
Literacy



Wax Resist with Coloured Inks and
Sgraffito on Foamboard



Chimera Drawings into Beautiful Terracotta Tiles




Street Drawing: Exploring

Vanishing Points with Masking Tape


Dragons & Birds in Eggs: Hidden and Revealed

You May Also Like...

Visual Arts Planning Collections: Birds


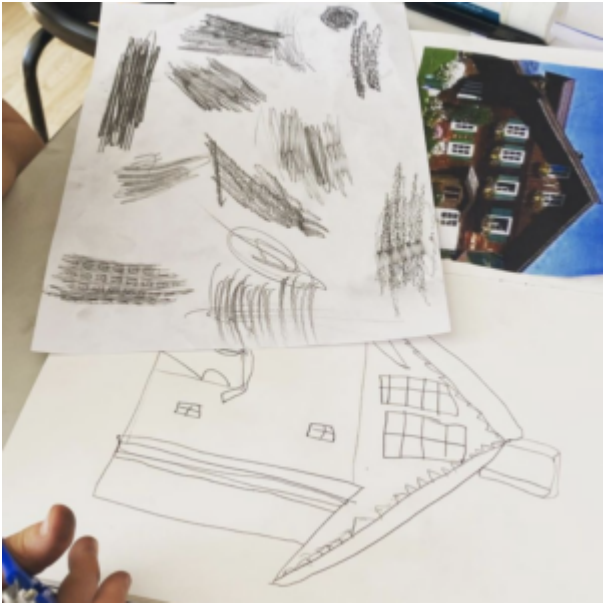


monoprinting with carbon copy paper



Houses from Around the World: International Day at Monkfield Primary School

**See This Resource Used In
Schools...**





Recording & Communicating through Narrative with Degree Level Contemporary Craft Students by Vanessa Marr

Inspired by Google Earth: Drawing

Flat Yet Sculptural? Drawing, Collage, Construction

Following on from using the grid method to scale up simple drawings, children worked on collage and construction to transform their drawings into sculptures.

Exploring Three Dimensions with Lego: Drawing and Collage

You May Also Like...

Pathway: Exploring Form Through Drawing



[This is featured in the 'Exploring Form Through Drawing' pathway](#)

Adapting AccessArt: From 2D to 3D



**'Pouncing': A Simple
Technique to Transfer
Patterns onto Plaster Tablets**

**Using Negative Space to
Believe What You See (&
Scaling Up)**


You May Also Like...

Pathway: 2D Drawing to 3D Making



[This is featured in the '2D Drawing to 3D Making' pathway](#)

Talking Points: Lubaina Himid



How to Make a Tessellated Design

You May Also Like...

Pathway: Exploring pattern



[This is featured in the 'Exploring Pattern' pathway](#)

Talking points: Andy Gilmore



The Drawing Machine – A Workshop in Perspective and How to Look by Drawing Machine and Sarah Wright

Drawing as Support Activity