

# Painting the Storm, at Bourn Primary Academy

By Paula Briggs

The following project shares the journey and outcome of a weather-inspired exploration of watercolour and graphite, with Year 5 and 6 pupils (ages 9, 10 and 11) at [Bourn Primary Academy](#), Cambridgeshire.



Painting the Storm

---

	Please log in here to access full content.	
Username	<input type="text"/>	
Password	<input type="password"/>	
	<input type="button" value="Login"/>	<input checked="" type="checkbox"/> Remember me

	<a href="#">Forgot Password</a>
--	---------------------------------

**To access all content, I would like to join as...**

**An Individual**



**Creative practitioners, educators, teachers, parents, learners...**

**From £3.50**

**An Organisation...**



Schools, Colleges, Arts Organisations: Single and Multi-Users  
From £42

*AccessArt is a UK Charity and we believe everyone has the right to be creative. AccessArt provides inspiration to help us all reach our creative potential.*

---

---

# Introducing Sgraffito using a Coloured Clay Slip on a

# **Terracotta Tile**

Further explore how to make beautiful sgraffito, or 'scratched drawings' with artist Eleanor Somerset.

---

## **Wax Resist with Coloured Inks and Sgraffito on Foamboard**

---

## **Chimera – A Drawing Workshop with Eleanor Somerset**

### **You May Also Like...**

**Visual Arts Planning Collections:  
Literacy**





**Wax Resist with Coloured Inks and Sgraffito on Foamboard**



**Chimera Drawings into Beautiful Terracotta Tiles**



---

## **Street Drawing: Exploring Vanishing Points with Masking Tape**

---


## **Dragons & Birds in Eggs: Hidden and Revealed**

## **You May Also Like...**

**Visual Arts Planning Collections: Birds**



**monoprinting with carbon copy paper**

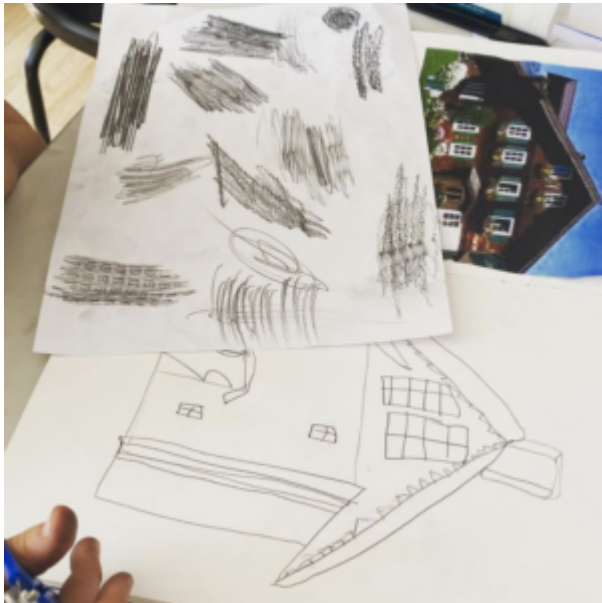


---

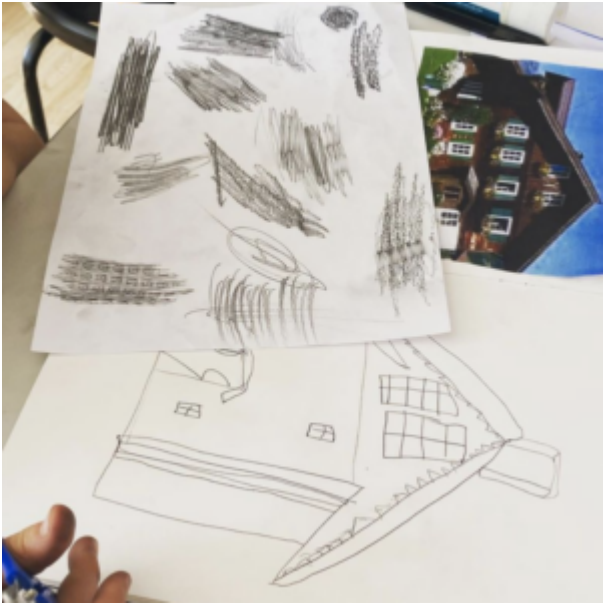
**Houses from Around the World:  
International Day at**

# Monkfield Primary School

See This Resource Used In  
Schools...









---

**Recording & Communicating  
through Narrative with Degree  
Level Contemporary Craft  
Students by Vanessa Marr**

---

**Inspired by Google Earth:  
Drawing**

---

# Flat Yet Sculptural? Drawing, Collage, Construction

Following on from using the grid method to scale up simple drawings, children worked on collage and construction to transform their drawings into sculptures.

---

## Exploring Three Dimensions with Lego: Drawing and Collage

### You May Also Like...

**Pathway: Exploring Form Through Drawing**



This is featured in the 'Exploring Form Through Drawing' pathway

**Adapting AccessArt: From 2D to 3D**



---

**'Pouncing': A Simple Technique to Transfer Patterns onto Plaster Tablets**

---

**Using Negative Space to Believe What You See ( &**



# Scaling Up)

## You May Also Like...

**Pathway: 2D Drawing to 3D Making**



**This is featured in the '2D Drawing to 3D Making' pathway**

**Talking Points: Lubaina Himid**



---

# How to Make a Tessellated Design

## You May Also Like...

**Pathway: Exploring pattern**



This is featured in the  
'Exploring Pattern' pathway

**Talking points: Andy Gilmore**



# **The Drawing Machine – A Workshop in Perspective and How to Look by Drawing Machine and Sarah Wright**

---

**Drawing as Support  
Activity**

---

**Detached and Timeless**

---



# **Painting Workshop by Sara Dudman**

---

# **Making an Urban Landscape Painting by James Nairne**

---

# **Making Drawings using a Lightbox**

---

# Exploring Portraits with Eleanor Somerset

## You May Also Like...

### Visual Arts Planning Collections: Portraits



### Egg Box Gargoyles



**fruit inspired clay tiles**

