

# Making an Urban Landscape Painting by James Nairne

**A 40 Artist Educator Resource:**  
Be Inspired by James Nairne



Street Drawing

AccessArt are pleased to welcome James Nairne as one of our 40 Artist Educator Project artists. This exemplar project uses sketchbook drawing and photographs as the source for developing painting. There is an emphasis on thinking about how the properties of paint can be exploited through handling and mark-making.

This project was shared with AccessArt as part of the [40 Artist Educator Project](#), funded by Arts Council England, aiming to highlight and celebrate artist-led teaching and

facilitation.

---

## Making an Urban Landscape Painting

- 1. Recording and collecting – sketchbooks and photographs.*
- 2. Thinking about paint.*
- 3. Handling and mark-making.*
- 4. Using colour.*
- 5. Conclusions.*

- 1. Recording and collecting – sketchbooks and photographs.*

The project begins by collecting by recording from the urban environment.

---

	Please log in here to access full content.	
Username	<input type="text"/>	
Password	<input type="password"/>	
	<input type="button" value="Login"/>	<input checked="" type="checkbox"/> Remember me
	<a href="#">Forgot Password</a>	

To access all content, I would like to join as...

An Individual



Creative practitioners, educators, teachers, parents, learners...

From £3.50

**An Organisation...**





Schools, Colleges, Arts Organisations: Single and Multi-Users  
**From £42**

*AccessArt is a UK Charity and we believe everyone has the right to be creative. AccessArt provides inspiration to help us all reach our creative potential.*

---

---

# Making Drawings using a Lightbox

---

# Exploring Portraits with Eleanor Somerset

## You May Also Like...

Visual Arts Planning Collections:  
Portraits



Egg Box Gargoyles



**fruit inspired clay tiles**



---

**A Cheerful Orchestra and  
Other Ideas for Drawing Music**

**by Hannah Coulson**

**You May Also Like...**

**Pathway: Music and art**




**This is featured in the 'Music and Art' pathway**

**talking points: wassily Kandinsky**



**drawing source material: orchestras**



---

**Using Sketchbooks to Inform  
Larger Work**



---

## **Painting on Glass**

---

## **Sketching from a Source and Using Photocopies to Develop a Sketchbook Approach**

---

## **Shrinkle Spaces**

---

## **Making Sensory Drawings by Gillian Adair McFarland**

## **You May Also Like...**

**Pathway: Exploring pattern**



[This is featured in the 'Exploring Pattern' pathway](#)

**Talking points: Shaheen Ahmed**



**talking points: Louise Despont**



---

**Page to Panel – How to Make  
Manga by Irina Richards**

---

**Creating Decorative Designs  
From Birds: Mark Making,  
Texture and Pattern by Andrea  
Butler**

# You May Also Like...

## Pathway: Making Birds



[Featured in the 'Making Birds Pathway'](#)

## Talking Points: Inspired by Birds






# Layers in the Landscape by Emma Davies

## You May Also Like...

Visual Arts Planning Collections:  
Cardboard and paper



concertina landscapes



**diary of a sculptural sketchbook**



---

**Working WITH and IN the  
Landscape by Frances Hatch**

# See This Resource Used In Schools...





## You May Also Like...

**Pathway: using natural materials to make images**





[This is featured in the 'Using Natural Materials to Make Images' pathway](#)

**Talking Points: Frances Hatch**




**Talking Points: Anna Atkins**



**Talking Points: What is a cyanotype**



**Talking Points: Artists as explorers and collectors**



---

## **Sketchbooks: Drawing Someone Drawing Something**

---

**From Drawing to Collage to  
Casting – Mural Design with  
Primary Schools**

**See This Resource Used In**

# Schools...







---

## **Responding to Place by Claire Louise Mather**

---

# Emma Copley – Painting a Still Life and Seeing Colour

---

## Drypoint Etching

## You May Also Like...

Visual Arts Planning Collections:  
Portraits



kitchen lithography



**video enabled printmaking resources**



---

**Creating and Drawing an Art Installation**

---

# Nest

**See This Resource Used in  
Schools...**









## You May Also Like...

Pathway: Sculpture, Structure,  
Inventiveness & determination



This is featured in the 'Sculpture,  
Structure, Inventiveness & Determination'  
pathway

# Talking Points: What can we learn from birds



## Drawing source material: nests

