

Working in a Studio

By [Joe Gamble](#)

In this third of 3 posts, landscape artist Joe Gamble describes how his artist studio helps him resolve and refine his work. Beginning with working quickly in a sketchbook, Joe describes how these initial observations made outside transfer to the studio setting, where they are developed into larger, more abstract landscape paintings.



I try not to consider working in the studio as an end point, rather a small part in a larger process. Everything belongs to a wider practise, with each piece leading into and influencing the next. The studio can be a funny place, so much of my work lends itself to working in the landscape. Taking myself into the studio takes me away from the environment and into place whereby my only reference points for a certain place are the

drawings from when I was physically there. Yet as I begin to rely on other aids, it is through this restriction that exciting things happen.



	Please log in here to access full content.	
Username	<input type="text"/>	
Password	<input type="password"/>	
	<input type="button" value="Login"/>	<input checked="" type="checkbox"/> Remember me
	Forgot Password	

To access all content, I would like to

join as...

An Individual



Creative practitioners, educators, teachers, parents, learners...

From £3.50

An Organisation...




Schools, Colleges, Arts Organisations: Single and Multi-Users
From £42

AccessArt is a UK Charity and we believe everyone has the right to be creative. AccessArt provides inspiration to help us all reach our creative potential.

You Might Also Like...

Artist Studio Series



Talking Points: Artists as Collectors and Explorers



Explore Contemporary Artists, Designers and Makers



Changing Colour

You Might Also Like...

EXPRESSIVE PAINTING AND COLOUR MIXING



Walking and Drawing



Hedgerow Art



Adapting AccessArt: Making

Birds Pathway for Pupils With Special Educational Needs

You May Also Like...

Pathway: Making Birds



Flying Minpin Birds




Visual Arts Planning: Birds





Manipulating Forms in Landscape Painting

See How This Resource Is Used in Schools...









You Might Also Like...

Landscape Painting: Plein Air Painting



Working With and In the Landscape



Painting The Storm



Adapting AccessArt: Woodland Creatures

You May Also Like

Session Recording: Adapting AccessArt



Drawing Fish with Pen, Pencil and Watercolour



the geometry of chickens



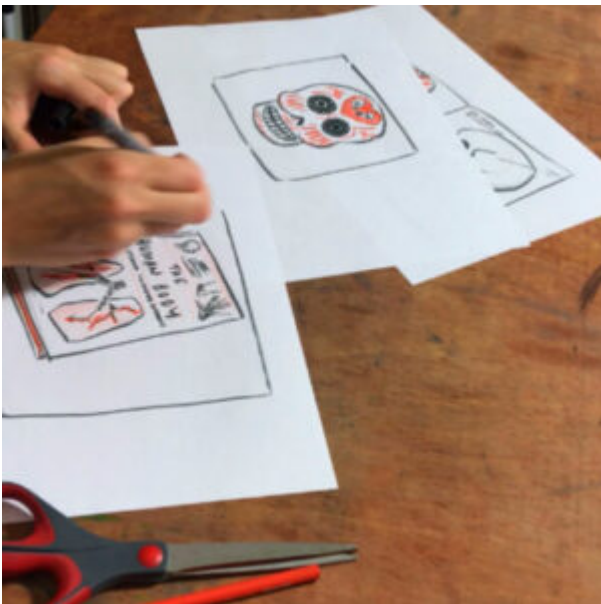
Adapting AccessArt: Telling Stories

You May Also Like

Session Recording: Adapting AccessArt



3 panel challenge




Creating Comics inspired by museum collections



Expressive Charcoal Collage: Coal Mines

See This Resource Used in
Schools...




You May Also Like

charcoal cave



introduction to charcoal



**Pathway: An Exploration of Coal Mining,
Inspired By Henry Moore**



Painted and Sculptural Plant Pots

You Might Also Like...

Drawing and Making Flowers



Painting on Plaster Inspired by Vincent Van Gogh



Cut Paper Collage Still Life



Alternative Fashion

You Might Also Like...

2d and 3d Fashion Designs using Painted Paper



Barbie and Ken Transformation



Puppets Inspired by Historical Paintings



Working on Black Paper

You Might Also Like...

Drawing Spirals



Thinking Silhouettes



Painting with Poster Paint



Coat-hanger Shells

You Might Also Like...

Drawing and Making Flowers



Painted and Sculptural Plant Pots



Drawing Insects with Wire



Deconstructing to Help You

See

You May Also Like

ten minutes, five times a week



the drawing journey



all drawing resources



Introduction to Ink

You May Also Like

Graphic inky still life



See Three Shapes



see all ink resources



Artist Studio Series: Alej Ez

**Collecting,
Drawing**

Arranging,

DALER 
ROWNEY



You May Also Like...

Finding circles



Shells: Observational and imaginative drawing



Still Life Compositions



Modelling Monsters

You May Also Like

fruit and veg head



clay pens



articulated beasts



Introduction to Colour

Pencils

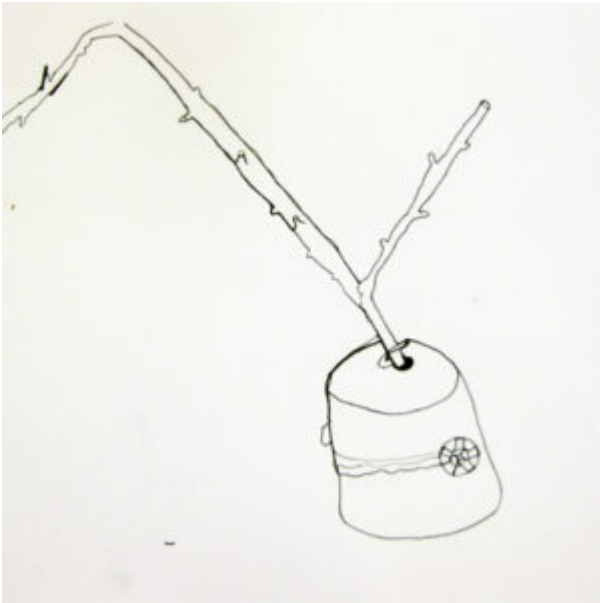
Insect Hotels

You May Also Like

patterns with nature



Continuous Line Drawings of sticks



Making a Mask from Sticks and Tissue Paper



Painting with Poster Paint

"I really like how this resource provides lots of interesting and exciting ways for poster paint to be used. It combines observational drawing and painting with more abstract pattern

providing a breadth of exploration. Giving learners the opportunity to explore the properties of poster paint as well as seeing how it responds to different materials will help to nurture imaginations as well as providing support for the development of basic skillsets.” – Rachel, AccessArt

Drawing with Soft Pencils



DALER ROWNEY

You May Also Like

**Shells: Observational and Imaginative
Drawing**



All graphite resources



introduction to graphite

