

Drawing Inspired by Elements: Drawing Moving Water

[Drawing Inspired by Elements](#) consists of four drawing exercises which are designed to help you to look again at some of our most elemental drawing materials and find inspiration in the elemental qualities of earth, water, and fire.

Inspired by the drawings of Leonardo da Vinci AccessArt ran a drawing workshop for younger children called "[Drawing Pouring Water](#)" during which children observed the movement of water to produce very eloquent and often controlled drawings. The workshop was run in a room without access to running water - so we relied on pouring water from jug to bowl - but in this resource we are going to widen our sources to "moving water"...



	Please log in here to access full content.	
Username		<input type="text"/>
Password		<input type="password"/>
	<input type="button" value="Login"/>	<input checked="" type="checkbox"/> Remember me
	Forgot Password	

To access all content, I would like to join as...

An Individual



Creative practitioners, educators, teachers, parents, learners...

From £3.50

An Organisation...



Schools, Colleges, Arts Organisations: Single and Multi-Users
From £42

AccessArt is a UK Charity and we believe everyone has the right to be creative. AccessArt provides inspiration to help us all reach our creative potential.

You May Also Like...

drawing pouring water



Our River – a Communal Drawing



Painting a storm



Drawing Inspired by Elements: Drawing Fire

You May Also Like...

Drawing flames



Candlelit Still Life



Lightbulb Art



Drawing Insects with an H Pencil

Four different ways to use a hard 'H' pencil. [Full AccessArt Members Only](#)

Drawing Inspired by Elements: Hands Moving Charcoal Dust

You May Also Like...

Introduction to Charcoal



charcoal cave



Expressive Charcoal Collage: Coal Mines



Making Cotton Reel Motors and Obstacle Tracks

Making a cotton reel motor and a landscape for it to explore – perfect to inspire drawing and making in children. [Full AccessArt Members Only](#)

Making Birds! Sculpture Ideas for Primary Schools

Making Money! Drawing & Making

Using a drawing exercise to help seek out pattern, and going on to design and make super-size coins using drawing as collage. [Full AccessArt Members Only](#)

Drawing Shiny Cutlery with Charcoal

Exploring charcoal as a medium for creating tonal nuances and drawing shiny objects. [Full AccessArt Members Only](#)


Heavy/Light Mobile – Drawing and Making

You May Also Like...

Pathway: Explore Sculpture Through Making a Mobile



Kinetic Mobile Sculpture Workshop with Laura Kohler



Coat-hanger Shells



Making a Blind Contour Drawing

Drawing Water!

Drawings of Inventions Inspired by Leonardo Da Vinci

Thinking through drawing: inventions inspired by everyday objects and by Leonardo Da Vinci's drawings. Using carbon paper as a way to make small mono prints, and making collaged

drawings with graph paper and tracing paper. [Full AccessArt Members Only](#)

Ink Drawings: Making Drawing Tools and Mark Making

Using sepia and indian ink to explore mark making. Includes making your own drawing tools. [Full AccessArt Members Only](#)

Gestural Mark Making with Acrylic Paint

Exploring mark making in acrylic paint using variety of tools. This workshop also incorporates drawing and collage and is suitable for even very young children.

Drawings with Mass: Potatoes, Playmobil and Henry Moore

Inspired by drawings by Henry Moore – making weighty drawings with ink, wax and graphite

Drawing with Wire like Calder, and Backwards Forwards Sketching

Drawing with wire can be tricky – this workshop uses a warm-up exercise to help you see the important lines. Suitable for children and adults.

Drawing Toys Inspired by Gwen John's Cats!

Taking inspiration from the cats sketched by Gwen John, we worked with 6 to 10 year olds to use graphite, charcoal and wash to sketch toys.

Drawing Faces: Introducing Chalk and Compressed Charcoal

Create a pile of portrait studies and experiment with working quickly and rhythmically with chalk and compressed charcoal.

[Full AccessArt Members Only](#)


Drawing Minibeasts – using a continuous line, graphite and oil pastel

Drawing mini beasts using pen, graphite and oil pastel. Simple and effective drawing approaches for all ages. [Full Access Art Members Only](#)

Making Drawings Move

See This Resource Used In Schools...





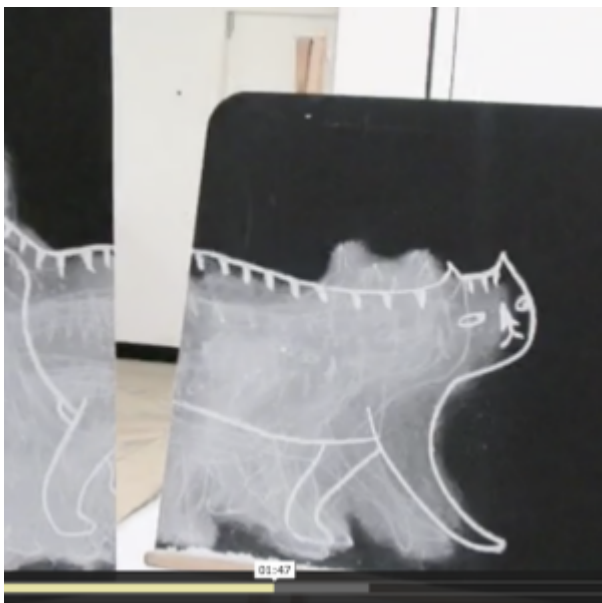
You May Also Like...

Pathway: Making Animated Drawings



[This is featured in the 'Making Animated Drawings' pathway](#)

Talking points: Making drawings move



Talking Points: paper cut puppets



Talking Points: Lauren child



Talking Points: Lotte reiniger

