

Painting with Poster Paint

“I really like how this resource provides lots of interesting and exciting ways for poster paint to be used. It combines observational drawing and painting with more abstract pattern providing a breadth of exploration. Giving learners the opportunity to explore the properties of poster paint as well as seeing how it responds to different materials will help to nurture imaginations as well as providing support for the development of basic skillsets.” – Rachel, AccessArt

Drawing with Soft Pencils



DALER ROWNEY

You May Also Like

**Shells: Observational and Imaginative
Drawing**



All graphite resources



introduction to graphite



Explore Wax Crayon

DALER ROWNEY



You May Also Like...

Collaging with Wax Crayon Rubbings



Red to Green: Wax Resist and Scraffito



Autumn Floor Textiles



Explorer's Books: Collecting Colour



Concertina Landscapes

See This Resource Used In Schools...



You May Also Like

Manipulating Forms in Landscape Painting



Imaginary Landscape



Digital Collage and Image Manipulation


You May Also Like...

Pathway: Explore and Draw



[Featured in the 'Explore and Draw' Pathway](#)

Talking Points: Artists as Collectors and explorers



insect hotels



Taking Photos of 3D Artwork

You May Also Like...

Pathway: An Exploration of Coal Mining




[This resource is features in the 'An Exploration of Coal Mining' pathway](#)

Exploring Scale with Green Screen



painting on a screen



Collaging with Wax Crayon Rubbings

DALER 
ROWNEY



**See This Resource Used In
Schools**





You May Also Like...

Transforming Objects



Autumn Floor Textiles



Imaginary landscapes



Exploring A Midsummer Night's Dream: Recounting the Story

**Exploring A Midsummer Night's
Dream: Making Magic Spells**

**Exploring A Midsummer Night's
Dream: Creating a Forest
Collage Part Two**

**Exploring A Midsummer Night's
Dream: Creating a Forest
Collage Part One**

**Exploring A Midsummer Night's
Dream: Costume Design for**

Bottom

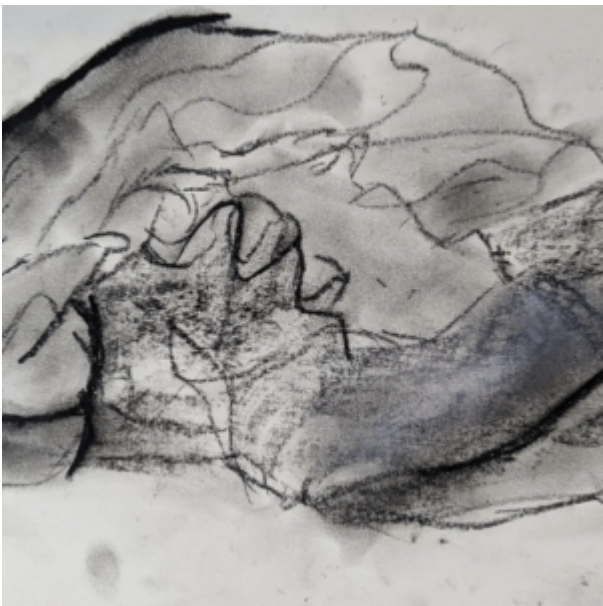

See This Resource Used in Schools...





Exploring A Midsummer Night's Dream Through Art: Ancient Greek Dress Portraits

**See This Resource Used In
Schools...**





Introduction to Chalk Pastels

Analogue Drawing

What We Like About This Resource...

“This activity highlights how visual communication can be used to convey emotion. When artwork is relatable in a human and emotive way it can be really powerful. Learning how to translate feeling into mark-making is a really important skill and can help children break down the essence of a range of their own emotions, and communicate it to others. Explore colour and a range of materials to enrich this experience.” – Tobi, AccessArt.

Drawing With Your Feet

What We Like About This Resource

“I love this resource because I can picture the energy in the classroom whilst students enjoy the process of mark-making using their feet. Creating drawings with parts of the body other than hands can be really freeing; students will hopefully look at their drawings in a less critical way, with the emphasis of the activity being more about the process than the outcome. It might be a nice addition to use a viewfinder to zoom in on areas where the marks collide in interesting ways” – Tobi, AccessArt.

Drawing with Sticks

What We Like About This Resource

“This is a great activity to get students to think about drawing in a different way. Extending reach and accepting a lack of control can lead to really exciting and energised mark-making. It’s great to see that this resource has also been used in SEND

*settings, demonstrating its accessibility.” –
Tobi, AccessArt.*

Session Recording: Exploring Line Weight

Exploring Macbeth Through Art: Storyboards

Exploring Macbeth Through Art: Out Damn Spot!