

Water Soluble Felt-Tips With Complementary Colours

By [Zoe Coughlan](#)

In this resource Zoe Coughlan shows us how she uses water soluble felt tips and watercolour to explore complementary colours with her class. This activity will help students understand colour mixing, and warm and cold colours, whilst also developing their observational drawing skills. This activity was run with a Year 8 class (ages 12-13) but can be used with students across Key Stage 2 and Key Stage 3 and will cover a 60 minute lesson.



	Please log in here to access full content.
Username	<input type="text"/>
Password	<input type="password"/>
	<input type="button" value="Login"/> <input checked="" type="checkbox"/> Remember me
	Forgot Password

To access all content, I would like to join as...

An Individual



Creative practitioners, educators, teachers, parents, learners...

From £3.50


An Organisation...



Schools, Colleges, Arts Organisations: Single and Multi-Users
From £42

AccessArt is a UK Charity and we believe everyone has the right to be creative. AccessArt provides inspiration to help us all reach our creative potential.

See How This Resource Is Used in Schools...






You May Also Like...

Pathway: Spirals



[This resource is in the 'Spirals' pathway.](#)

the drawing journey



Layered Colour Gestural Drawing



Animal Habitats: An Ecological Mural of Planet Earth

Vicki Ostersen visits her local Primary School to create a beautiful large scale mural of animals in their natural habitats.

Shadow Puppet Making and Performance

How Middle Eastern architecture was the inspiration behind a shadow puppet show for a year 4 class. A great opportunity for children to learn the technical aspects of making puppets, but

also using narrative and story to create a performance.

Back – Painted Portraits

How to create portraits using an effective back painted technique. A great activity to explore less traditional portraiture methods that is suitable for a wide range of primary age groups.

Mark Making & Sound: Part Three

You May Also Like...

Pathway: Music and art



[This is featured in the 'Music and Art' pathway](#)

Mark Making & Sound: Part One



Mark Making & Sound: Part Two



Mark Making & Sound: Part Two

You May Also Like...

Pathway: Music and art




[This is featured in the 'Music and Art' pathway](#)

Mark Making & Sound: Part One



Mark Making & Sound: Part Three



Mark-Making & Sound: Part One

You May Also Like...

Pathway: Music and art




[This is featured in the 'Music and Art' pathway](#)

Mark Making & Sound: Part Two



Mark Making & Sound: Part Three



Drawing to a Slow Rhythm



Inspired by Miro



Drawing to Music



Ink Collage Inspired by The Wolf Wilder

Using a well loved children's book as a starter for creating a beautiful and varied collage using different inking techniques.

**AccessArt
Prompt Cards**

Drawing

**Introduction To Forest
Of Imagination**

You And Me Make Tree

Patterns with Nature


You May Also Like...

Pathway: Explore and Draw




Featured in the 'Explore and Draw' Pathway

Talking Points: Artists as Collectors and explorers



AccessArt Digital Resources



Making a Scroll Drawing

Shells: Observational and Imaginative Drawing

You May Also Like...

Still Life Compositions



[Create and paint your own still life composition inspired by Cézanne](#)

Drawing Spiral Snails



[Explore spirals found in nature with this mixed media workshop](#)

Drawing Spirals



[Explore drawing using whole body movements](#)

Hands, Feet and Flowers

How to get creative by replacing paint brushes with our hands and feet to make large scale collaborative paintings.

Looking for Hope in the Small Things

One Roll of Paper, Two Activities

Botanical Fairies

**Draw your Granny and
Grandpa or Any Relative
You Love!**

The Nonna Maria Drawing Challenge by Luca Damiani

Galaxy Painting