

Painting a Bluebell Forest in Cyan, Magenta and Process Yellow on a Large Scale

In this project young teenagers were given the opportunity to paint on a larger scale; to explore working big whilst immersing themselves in colour. We were all inspired by the spring!

Students transformed the room into a bluebell forest in cyan, magenta and process yellow Scolaquip acrylic paint. By Sheila Ceccarelli

How to Make Beautiful, Liquid Drawings Inspired by Degas

This resource looks at drawings by the French artist, Edgar Degas (1834-1917), and how to enable the production of beautiful, 'inky drawings' in the classroom. This resource was created in collaboration with AccessArt and the Fitzwilliam Museum, Cambridge.

Making Monotypes Inspired by

Degas

This resource shares how Edgar Degas made his 'inky drawings,' or monotypes, and how the process of mono-printing can be further explored in the classroom – In collaboration with the Fitzwilliam Museum, Cambridge

Primal Painting

You May Also Like...

Pathway: using natural materials to make images




[This is featured in the 'Using Natural Materials to Make Images' pathway](#)

Talking Points: Frances Hatch



Talking Points: Anna Atkins




Talking Points: What is a cyanotype



Talking Points: Cave Art



Talking Points: Artists as explorers and collectors



Sculpture from Sculpture

Inspired by sculptures by Henry Moore, Barbara Hepworth and Jacob Epstein and looking at 'inside' and 'outside' shapes, students created their own constructions with help of artist Anne-Louise Quinton.

From Bones and Body to Structure and Form – by Melissa Pierce Murray

Artist Melissa Pierce Murray worked with teenagers from AccessArt's Experimental Drawing Class on a series of workshops which physically explored drawing and sculptural responses to form, forces and anatomy.

Sensing Form: Using Feel to Manipulate Clay with Linda Green

Making Sculptural “Wild Things” (Session 2 & 3)

See This Resource Used In Schools...







You May Also Like...

Pathway: Drawing and Making Inspired by Maurice Sendak



[This resource is featured in the 'Drawing and Making Inspired by Maurice Sendak' pathway](#)

talking points: maurice sendak



session recording: exploring modroc



**Drawing our own “Wild Things”
to Inhabit our Imagined
Landscape**

You May Also Like...

**Pathway: Drawing and Making Inspired by
Maurice Sendak**



[This resource is featured in the 'Drawing and Making Inspired by Maurice Sendak' pathway](#)

talking points: maurice sendak



Life Drawing Inspired by “Where the Wild Things Are”

See This Resource Used In
Schools...



You May Also Like...

Pathway: Drawing and Making Inspired by Maurice Sendak



[This resource is featured in the 'Drawing and Making Inspired by Maurice Sendak' pathway](#)

talking points: maurice sendak



Adding Colour to Shared Ink Drawing Inspired by “Where the Wild Things Are”

See This Resource Used In Schools...











You May Also Like...

Pathway: Drawing and Making Inspired by Maurice Sendak



[This resource is featured in the 'Drawing and Making Inspired by Maurice Sendak' pathway](#)

talking points: maurice sendak



Shared Ink Drawing Inspired by “Where the Wild Things Are”

See This Resource Used In Schools...





You May Also Like...

Pathway: Drawing and Making Inspired by Maurice Sendak



[This is featured in the 'Drawing and Making Inspired by Maurice Sendak' pathway](#)

Pathway: Making Animated Drawings



[This is featured in the 'Making Animated Drawings' pathway](#)

talking points: maurice sendak



Roseate Spoonbill Mixed Media Project

Beginning with Bones

In a workshop led by artist Melissa Pierce Murray, teenagers make observational drawings of a 1/4 life size model of a skeleton to understand the structure of the human body. Students looked at how artists used armatures, including Alberto Giacometti and Henri Matisse.

Dancing Bones

Inspired by real anatomical drawings of human, ape, cat, lion, horse and dog skeletons, teenagers build 'life size' and 'oversize' collages of 'dancing skeletons' – This workshop was led by artist Melissa Pierce Murray

Animating Old Books

The AccessArt Village and How a Small Idea can be Big

Sheila Ceccarelli from AccessArt leads year nine students from Frances Bardsley Academy for Girls on a collective drawing and collage experience exploring the #AccessArtVillage in BRG Brentwood Road Gallery. Students absorb this stunning collection of sewn houses and inspired by thread and stitches, make their own creative responses.


Day of the Dead Skulls

This workshop combined students' studies of the skull with ideas borrowed from the Mexican traditions for Dia de Muertos – The Day of the Dead.

Drawing Soft Toys Inspired by “Where the Wild Things Are” by Maurice Sendak

See This Resource Used In
Schools...







You May Also Like...

Pathway: Drawing and Making Inspired by Maurice Sendak



[This resource is featured in the 'Drawing and Making Inspired by Maurice Sendak' pathway](#)

Visual Arts Planning Collections: Toys, puppets, dolls



talking points: maurice sendak



Working with Ink

In this one hour session, led by artist Melissa Pierce Murray, students explore techniques and properties of Quink and Black India Inks, and how to build up a drawing using the medium.