

Art Rooms in KS1&2 Schools: Battyeftord Primary School

As part of AccessArt's campaign to promote the importance of making in schools ([#whatdidmychildmake](#)), AccessArt is keen to identify and share success stories from schools that have created art rooms within their schools. [See all school interviews here](#), and if your school has an art room then please [get in touch](#) to share your story.

Many thanks to Natalie Deane from [Battyeftord Primary School](#) for sharing her journey from arts development officer to specialist art teacher.

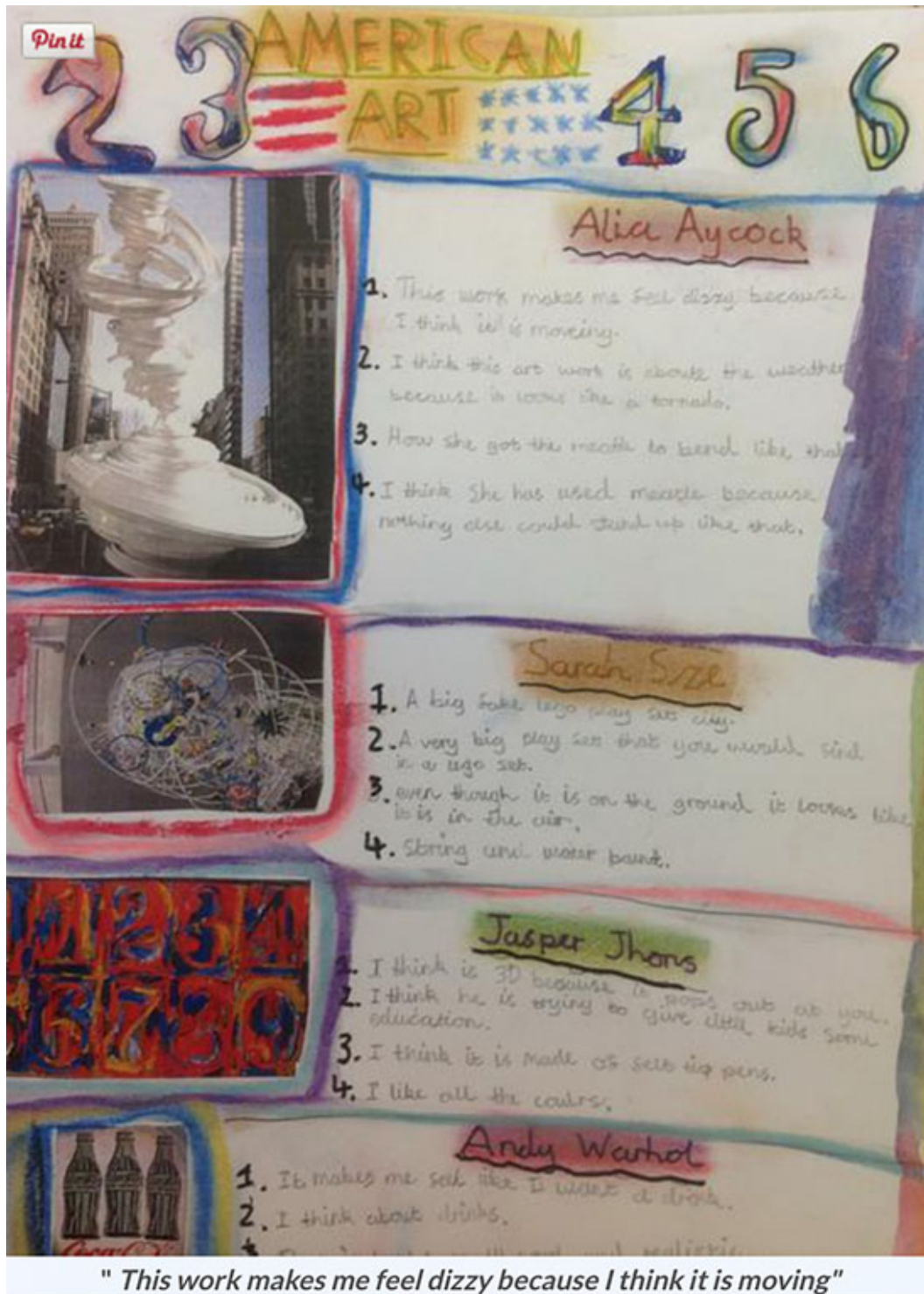


Drawing Machines at Battyeftord Primary School

Background

Natalie graduated with a Painting & Printmaking Degree and spent 12 years working in local government as an arts officer often with responsibilities for school liaison and children and youth programmes. Later working as manager of an international artists retreat in Ireland helped Natalie realise and develop further her passion for working with young people, and the work she did running various arts projects caught the attention of the then Head at Battyeferd Primary, where Natalie was later recruited as creative teacher over 10 years ago.

Initially Natalie split her time teaching at Battyeferd and also working as an AST for Art & Design for the local authority (Kirklees). This enabled Natalie to work at a strategic level to impact upon visual arts teaching in the area and to collaborate with other teachers and artists. Natalie was instrumental in developing Schemes of Work across many skill areas in the visual arts, including film making. Now the AST role has been abolished, Natalie splits her time between teaching 4 days at Battyeferd and working 1 day a week in a freelance capacity. Natalie's role has evolved over the years, and now working in a PPA capacity she has had a huge impact on creativity both in the school and the wider community. Battyeferd's commitment to, and investment in the arts (via a dedicated art space run by a specialist art teacher) has paid great dividends. In 2015 Ofsted commented that "Pupils' work in the creative arts is exceptional." The school has been in receipt of an Artsmark Gold award for several years and Battyeferd has a rich history of visual arts projects to be proud of.



Year 5 Sketchbook

Supporting Art in the School and Beyond

The art room from which Natalie works at Battysford has attracted (and inspired) visitors from all over England. Fed by her previous experience working in local government and as a director of an arts organisation, Natalie also brings

knowledge of grant-making, the importance of collaboration with the wider community and devising and running projects, all of which have fed into her work as a teacher and which have benefitted the pupils and school. Over and above providing specialist art education for all pupils in the school, Natalie creates time, space, passion and funding to run projects which extend the children's learning far beyond the classroom.



Year 4 Rome Topic

The art room space has evolved over time into an enticing space that the children look forward to visiting. Supported by a technician, Natalie provides art lessons for every child in Key Stage 1 (in Years 1 and 2) and Key Stage 2.




Year 3 Rocks and Fossils

Much of the activity that takes place in the art room is cross-curricular. Careful planning means Natalie can work with the teachers in advance to ensure the art lessons become central to many other subject areas, providing teachers with artwork including models, objects and ideas which are relevant to the curriculum areas they are studying.



Making an Angel

The projects Natalie runs are far-reaching and ambitious: she strives to connect the pupils to creative adults wherever she can (either by bringing artists into the school or arranging studio or exhibition visits), nurturing connections with local and regional arts organisations, and entering the children's art work into competitions to help it gain the recognition it deserves. Ensuring the children and parents see creativity as being valued by the school is vital in helping raise standards and creating independent, creative learners.



Year 3 film 'The Pirates of Rabbit Doll Island' has received a prestigious award of THE GRAND PRIZE at the National Children's and Young People's Film Festival, Kids for Kids UK

Natalie comments how articulate the pupils have become, able to express themselves verbally and via the artwork they make, with a deep understanding of the creative processes they have experienced.



Battysford Youngsters Visit James Oughtibridge, Holmfirth for 'Excellence in Clay Day'

All this could not happen without a specialist teacher, who additionally brings her skills from her previous roles to the job. Natalie comments that she wishes more teachers were able to spend more time in other roles, to widen their skills and perspectives, and equally for people from other professions to bring their skills to teaching.

Natalie continues to support other teachers, and Natalie's input has been instrumental in setting up the art rooms at Gomersal Primary School and Crossley Field's Infant and Junior School. Natalie leads Inset, often in partnership with Susan Coles, in the North East area, many of the classes hosted by the school with the income invested back into the art room.



Initial Teacher Training Course for Kirklees Calderdale Primary Teachers - Art, Craft and Design



Relief Environment in Paper - This piece is currently being shown as part of the Engage

children and young peoples touring exhibition
'Generation Art'

Natalie also works within the school to extending creativity beyond the pupils to the parents. Families work with Natalie in small groups or on a one to one basis, for example Natalie will work with a family and learning support to devise interventions for specific pupils. Additionally Natalie runs after school sessions for children and parents, especially in Early Years, providing an opportunity for the very youngest of pupils to get used to the art room and all it can offer.

Find out more

The school website shares the creative activities via a dedicated section:

<http://www.battyeftordprimary.com/the-arts-battyeftord/>

<http://battyeftordart.blogspot.co.uk>

See Resources by Natalie Deane on AccessArt:



Birds in the Trees



Printing inspired by Hester Cox

This is a sample of resource created by UK Charity AccessArt. We have over 1100 resources to help develop and inspire your creative thinking, practice and teaching.

AccessArt welcomes artists, educators, teachers and parents both in the UK and

overseas.

We believe everyone has the right to be creative and by working together and sharing ideas we can enable everyone to reach their creative potential.

Cantus Arcticus (Concerto for Birds and Orchestra) Op.61: Images Inspired by Music

“Flock” at Prospect House School, Inspired by Veronica Lindsay-Addy

You May Also Like...

Visual Arts Planning Collections: Birds



Swoop



How To Make an Origami Bird



Exploring Watercolour at the Fitzwilliam Museum Cambridge with AccessArt

part 1: Introduction to Watercolour



The resource describes and demonstrates individual watercolour techniques, and then shows examples of these techniques in paintings from the Fitzwilliam Collection.

part 2: Exploration of Watercolour in the studio



After studying paintings from the collection at first hand and identifying how various marks within the paintings may have been made, teachers undertake their own exploration of working with watercolour.

The
Fitzwilliam
Museum
CAMBRIDGE



UNIVERSITY OF CAMBRIDGE
MUSEUMS
& BOTANIC GARDEN



Supported using public funding by
**ARTS COUNCIL
ENGLAND**



‘Dawn Chorus’ by Marcus Coates

A Wealth of Materials in Scrapstores

printmaking with salvaged sticky back aluminium foil, mixed media and cardboard



Make a sketchbook, an ideas book or a travel journal this summer!




**pattern and collage a whole school
workshop at monkfield primary school**



**Sculptural Birds in Flight by Teenage
Makers**



**Articulated and Animated Drawings by
Teenagers at AccessArt's Experimental
Drawing Class**



A Model Studio by Susie Olczak




Making Sea Sculptures at Culford School, Suffolk



Inspired by Joseph Cornell: Making a Decorative Aviary Box



Brave Young Makers: Year Three Pupils at Ridgefield Primary Transform materials into Birds and Insects



Printmaking with Salvaged Sticky Back Aluminium Foil, Mixed Media and Cardboard

Transformation Project: Snippets of Inspiration

Megan Boyd



[Scottish Fishing Fly Maker](#)

In a cottage in northern Scotland, Megan Boyd twirled bits of feather, fur, silver and gold into elaborate fishing flies – at once miniature works of art and absolutely lethal. Wherever men and women cast their lines for the mighty Atlantic salmon, her name is whispered in mythic reverence, and stories about her surface and swirl like fairy tales. With breathtaking cinematography and expressive, hand painted animation, *Kiss the Water* adheres to and escapes from traditional documentary form, spinning the facts and fictions of one woman's life into a stunning film about craft, devotion, love, and its illusions.

Enjoy the preview of *Kiss the Water* below – the film is sure to inspire.

Hubert Duprat



Caddis Fly Larvae

French artist Hubert Duprat worked in partnership with caddis fly larvae to create these wonderful living works of art.

Cornelia Parker



Manipulating Matter

British sculptor and installation artist Cornelia Parker transforms ordinary objects into something compelling and extraordinary.

[Cornelia Parker @ 5x15](#) from [5x15](#) on [Vimeo](#).





Why use Warm Up Drawing Exercises?

The ABC of Tools PDF Download

Beautifully illustrated PDF wall chart/handbook exploring the anatomy and use of everyday hand tools.

2. Materials for Design and Technology.

3. Gathering Tools and Equipment for Design and Technology.

4. Getting Started – Thinking of Ideas for your Game

5. Find your Materials for Design and Technology Project

6. Testing, Testing, Testing your Game

8. Sell, Sell, Sell – Promote your Game!

7. Miss, I've Finished – Reflecting on your project.

1. Welcome to Tool Box Design and Technology Project: Introduction for Pupils

Tool Box – Notes for Teachers

Tool Box will give children the chance to become more confident, dexterous and articulate in the way they translate their thinking into action, through a series of stages from research through to design and marketing.

Making Sketchbooks: An Introduction

Making sketchbooks is an excellent way to introduce your group (adults and children) to using a sketchbook. This post describes a variety of simple ways to make your own sketchbooks all of which can help nurture ownership of learning. Highly recommended by teachers across all key stages.