

Screen Printing In The Classroom

By [Paula Briggs](#)

Screen printing is a very enabling activity - it's great fun and creates excellent outcomes, but because it normally requires expensive screens and lots of space, most schools aren't able to explore it as a medium. This post shares a simple method for screen printing in the classroom without specialist or expensive equipment, which makes it easier for you to manage in school. Watch all 3 videos to find out about preparation, process and cleaning.

The videos are available to [full members](#) below.



	Please log in here to access full content.	
Username	<input type="text"/>	<input type="password"/>

Password	<input type="password"/>
	<input type="button" value="Login"/> <input checked="" type="checkbox"/> Remember me
	Forgot Password

To access all content, I would like to join as...

An Individual



Creative practitioners, educators, teachers, parents, learners...

From £3.50

An Organisation...



Schools, Colleges, Arts Organisations: Single and Multi-Users
From £42

AccessArt is a UK Charity and we believe everyone has the right to be creative. AccessArt provides inspiration to help us all reach our creative potential.

**See the Pathway Used in
Schools...**



You May Also Like...

Pathway: working with shape and colour



[This is featured in the 'Working with Shape and Colour' pathway](#)

Pathway: Print & Activism



[This is featured in the 'Print & Activism' pathway](#)

Talking Points: What is a Screenprint?



Which Artists: Theresa Easton

What We Like About This Resource...

“It’s interesting to hear Theresa describe Printmaking as a social activity, with the shared use of materials and equipment so central to the practice. This could be a positive way of working for lots of children in school, where instead of

just working on individual art work, they can collaborate and embrace the creative sharing experience!" – *Tobi, AccessArt.*

You Might Also Like...



Monoprint Animals



Screen printing Inspired by Matisse



[An Exploration of Shepherd Fairey](#)

“Missing You” – Pavement Art Response to #SchoolclosureUK

Wall Drawings with Tape

Graffiti

In this class teenagers work with Melissa Pierce Murray and take inspiration from the motivations and methods of Graffiti


artists.

An Exploration of Artwork by Shepard Fairey

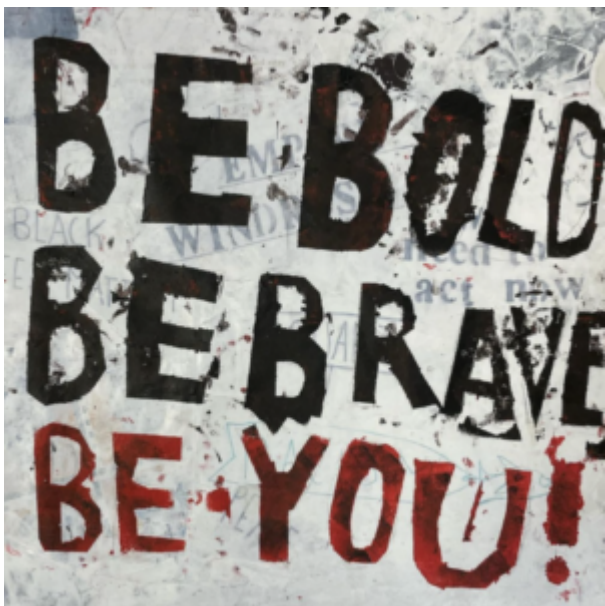

Teenagers Make Propaganda Art Inspired by Shepard Fairey

**See This Resource Used In
Schools...**















You May Also Like...

Pathway: Print & Activism



This is featured in the 'Print & Activism' pathway


Talking Points: Luba Lukova



Talking Points: Faith Ringgold



Talking Points: Kate DeCiccio



Talking Points: Shepard Fairey



Mural and Workshop Project at Chesterton Community College in Collaboration with Jon Bates from Blight Society

This project started out as getting Blight Society back to Chesterton Community College, Cambridge to do a mural

What is a Canvas? Exploration Activity

Making Large Scale, Screenprinted, Collaged, Co- Created Campaign Posters!

You May Also Like...

Make, Build, Create: Sculpture Projects
for Children by Paula Briggs



[Published by Black Dog Books](#)

#WHATDIDMYCHILDMAKE



Year Three Pupils Explore Stencils, Composition and Expressive Mark Making with Oil Pastels

You May Also Like...

Pathway: working with shape and colour



[This is featured in the 'Working with Shape and Colour' pathway](#)

Talking Points: Henri Matisse Cut Outs



Talking Points: Romare Bearden

**...What I have tried
to do in my collages is
bring the Afro American
experience into art and
GIVE IT A
UNIVERSAL
DIMENSION.**

Teenagers Teach Teenagers How to Use Stencils to Make Acrylic Spray Paint Prints

Teenagers share how to make acrylic spray-paint prints using stencils. [Full AccessArt Members Only](#)

Making a Stencil from a Picture

Sara and Jasmine, aged 15, share their knowledge of 'How to Make a Stencil' for spray paint with other teenagers. [Full AccessArt Members Only](#)