

Deconstructing to Help You See

By [Paula Briggs](#)

In this drawing/sketchbook exercise pupils will practise close looking, and explore mark-making, whilst being freed of the pressure to make a representational drawing. This exercise is aimed at KS2 (ages 8) and upwards.

	Please log in here to access full content.	
Username	<input type="text"/>	
Password	<input type="password"/>	
	<input type="button" value="Login"/> <input checked="" type="checkbox"/> Remember me	
	Forgot Password	

To access all content, I would like to join as...

An Individual



Creative practitioners, educators, teachers, parents, learners...

From £3.50

An Organisation...



Schools, Colleges, Arts Organisations: Single and Multi-Users
From £42

AccessArt is a UK Charity and we believe everyone has the right to be creative. AccessArt provides inspiration to help us all reach our creative potential.

You May Also Like

ten minutes, five times a week



the drawing journey



all drawing resources



Escaping Wars and Waves – Encounters with Syrian Refugees

What We Like About This Resource...

'This resource really demonstrates how art can successfully bring awareness to important humanitarian issues, promote inclusivity and can give a platform to those who otherwise wouldn't be heard. The links between text, photos and drawings are really strong and demonstrate the creative process used by Olivier from start to finish. I

really like the inclusion of suggestions for students within the post, which encourage students to learn more about their community and to understand the experience of being displaced. This in turn will hopefully inspire the next generation to be part of an inclusive and empathetic society.' – Tobi, AccessArt

Paint Your Corner Shop

See This Resource Used in Schools...





You May Also Like...

Pathway: Festival Feasts



[This is featured in the 'Festival Feasts' pathway](#)

Talking Points: Claes Oldenburg




Talking Points: Nicole Dyer



Talking Points: Lucia Hierro





Drawing source material: Food



Cut Out Typography

**See the Resource Used in
Schools...**









You May Also Like...

Pathway: Typography and Maps



This is featured in the ‘Typography and Maps’ pathway

Talking Points: What is typography?



Talking Points: Louise Fili



Screen Printing In The Classroom

See the Pathway Used in Schools...



You May Also Like...

Pathway: working with shape and colour




[This is featured in the 'Working with Shape and Colour' pathway](#)

Pathway: Print & Activism



[This is featured in the 'Print & Activism' pathway](#)

Talking Points: What is a Screenprint?



Exploring, Associating & Connecting – a Sketchbook Exercise

Making A Banner At Woking College

What We Like About This Resource...

Working collaboratively towards a shared aim provides an alternative experience to working on individual projects. Creating together encourages listening, peer feedback and creative problem solving – all of which are hugely valuable in all areas of education” – *Rachel, AccessArt*

You May Also Like...



[Animal Habitat Mural](#)



Collaborative Public Mural



Mural and Workshop Project

World War I Mail Art

What We Like About This Resource...

“This project links poignant subject matter with meaningful art processes and local history. What we learn about the re purposing of materials, (in this case spent ammunition) re affirms how we can use what is around us as a starting point to making and creating. You could extend or adapt this project by looking at broken pottery, re purposing that into new sculptures that link with Roman or other local historical cultures” – *Rachel, AccessArt*

You May Also Like...



[Henry Moore's Shelter Drawings](#)



Remembrance Day Soldiers



For Remembrance Day

Which Artists: We are out of

Natsko Seki: Making Broadway Market

What We Like About This Resource...

“This resource shows pupils how the experience, background and passions of an illustrator all feed into his or her work.

We like the way Natsko shares how her experience over time informs her work. For example, her background as a “visitor” or person living in cultures which she isn’t initially familiar with, enable her to see that culture through fresh eyes. She takes these observations in through her sketchbooks, and then these inform her work at various points going forward. This is an important concept when facilitating art and developing pupils’ own creativity – and [sketchbooks](#) provide the perfect tool for building this experience.”
Paula, AccessArt

You Might Also Like...



[Creating a Book World with Rose Feather](#)



[Illustrating Stories: Creating a Storyboard and First Dummy Book](#)



[Illustrating the Jaberwocky](#)

The Art Of Zines

You Might Also Like...

Pathway: Print & Activism

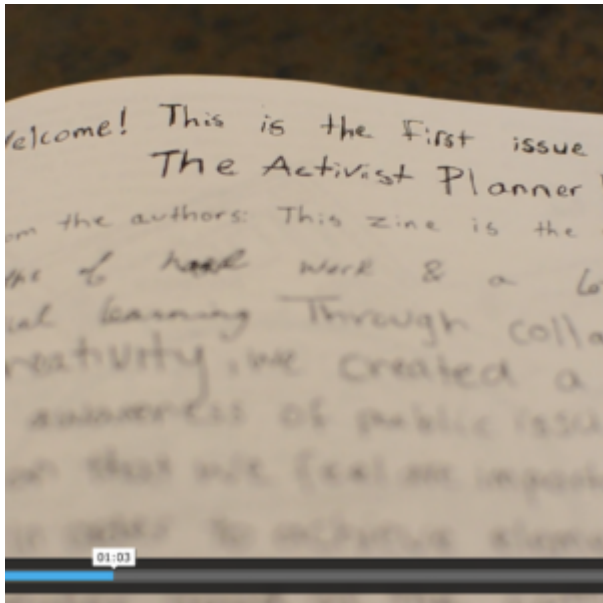


This is featured in the 'Print & Activism' pathway

Talking Points: Luba Lukova



Talking Points: What is a Zine?



Making Large Scale, Screenprinted, Collaged, Co-Created Campaign Posters!



Making an Artist's Book



Book Artists



Redesigning Food Packaging

You May Also Like...

Pathway: 2D Drawing to 3D Making



[This is featured in the '2D Drawing to 3D Making' pathway](#)

Talking Points: Packaging Design



What is Typography



“Missing You” – Pavement Art Response to #SchoolclosureUK

Nib & Ink Mark Making Still Life


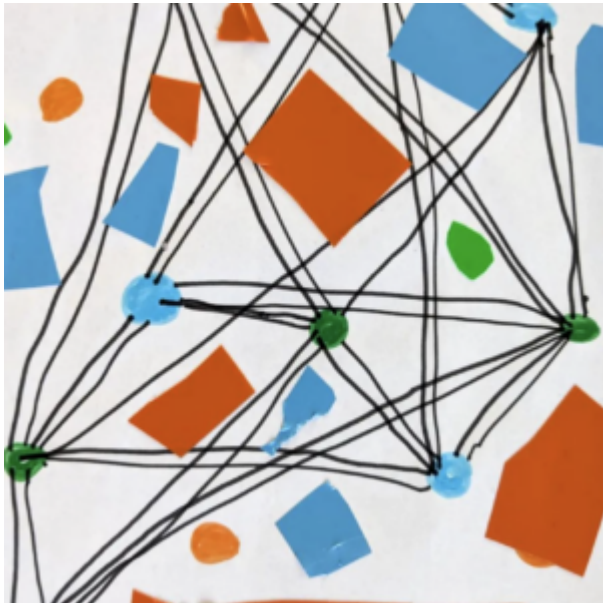
Many thanks to accessArt Young Artist
Rowan Briggs Smith

Young Artists



Rules and Resolutions

See This Resource Used In Schools...





You May Also Like...

Pathway: Exploring pattern



[This is featured in the 'Exploring Pattern' pathway](#)

Talking points: Andy Gilmore



talking points: Louise Despont



Screen Printing T Shirts for the How To Be A Creative Producer Project

This post shares the process of screen printing t-shirts for the #BeACreativeProducer teenagers to wear to help them identify as a “team” for the animation project.

Pimp That Snack! Large Scale Food Sculptures

Art educator Anne-Louise Quinton shares a process for making super sized food sculptures from everyday materials, inspired by the work of Claes Oldenburg. This is a fun and challenging

sculpture project for Year Nine and above.

An Exploration of Artwork by Shepard Fairey

Find Your Message (To The World)

You May Also Like...

Pathway: Print & Activism



This is featured in the 'Print & Activism' pathway


Talking Points: Luba Lukova



Talking Points: Faith Ringgold



Talking Points: Kate DeCiccio



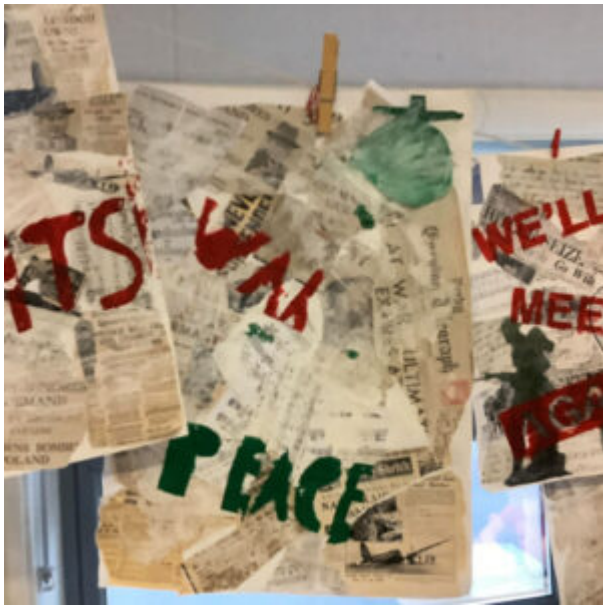
Talking Points: Shepard Fairey




Teenagers Make Propaganda Art Inspired by Shepard Fairey

**See This Resource Used In
Schools...**







BE BOLD
BE BRAVE
BE YOU!

BE BOLD
BE BRAVE
BE YOU!

FOR
YOUR
RIGHTS
BE CONFIDENT

BLACK
and
E

WE NEEDS
TO
CHANGE
HAPPEN

THE WALL
DEPENDS
on YOU



You May Also Like...

Pathway: Print & Activism



[This is featured in the 'Print & Activism' pathway](#)


Talking Points: Luba Lukova



Talking Points: Faith Ringgold



Talking Points: Kate DeCiccio



Talking Points: Shepard Fairey

