

Introduction to Life Drawing with Hester Berry

By [Hester Berry](#)

Why draw the human figure?

Drawing is an intuitive and prehistoric way of communicating. Today we draw from a very early age and then many of us leave it behind. Drawing transcends language barriers; it is often the best way to describe imagery and it provides a means for us to express ourselves creatively.

The human figure is the most familiar subject matter to us and we automatically relate to it, being used to regularly seeing our own and other peoples' faces and bodies. It provides a perfectly constructed collection of shapes for practicing techniques, observation, and experimenting with different materials. A landscape may still be recognizable as such despite embellishments and mistakes, but the human figure allows less margin for error, and so it is a perfect motif for measuring success and improvement.



'Five Stretches' by Hester Berry in watercolour

	Please log in here to access full content.	
Username	<input type="text"/>	
Password	<input type="password"/>	
	<input type="button" value="Login"/>	<input checked="" type="checkbox"/> Remember me
	Forgot Password	

To access all content, I would like to join as...

An Individual



Creative practitioners, educators, teachers, parents, learners...

From £3.50

An Organisation...



Schools, Colleges, Arts Organisations: Single and Multi-Users

From £42

AccessArt is a UK Charity and we believe everyone has the right to be creative. AccessArt provides inspiration to help us all reach our creative potential.

Paper Pigeon Project

Show Me The Shadows

Illustrating 'The Jabberwocky'

In this resource, AccessArt contributor Eleanor Somerset, illustrates how she worked with a group of 7-10 year old pupils and another of 10-15 year old budding artists, at the Little Art Studio in Sheffield, on a series of workshops to illustrate Lewis Carroll's The Jabberwocky.

Making and Drawing Birds

creating decorative designs from birds:
markmaking, texture and pattern




In the Company of Birds



nest




Rowan: Making a Clay Bird from a Mould



dragons and birds in eggs: hidden and revealed



**making birds! sculptural ideas for
primary schools**



**Sculptural Birds in Flight by Teenage
Makers**



rook: transforming materials



**Printing at Battyford Primary, Inspired
by Hester Cox**



‘Flock’ at Prospect House School, Inspired by Veronica Lindsay-Addy



book transformation: flock of birds



drawing birds with mixed media: creating effects with oil pastels, crayons and ink washes



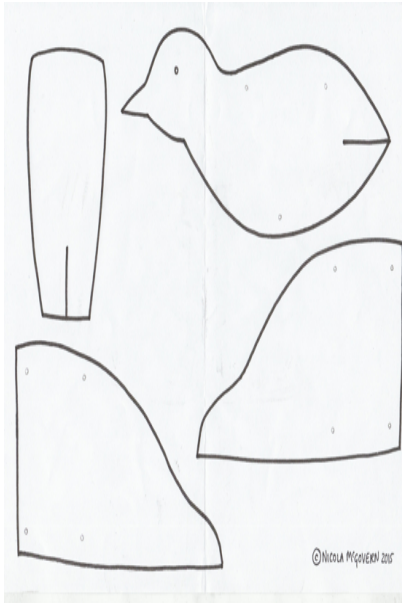
‘Dawn Chorus’ by Marcus Coates



Colourful Sculptural Birds by Pupils at Donhead Preparatory School



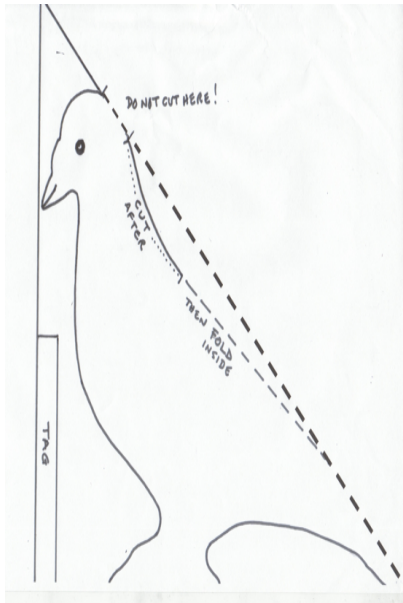
Priscilla the Puffin: Make a Simple Bird Mobile



How to Make a Simple Origami Bird by Melanie Johns



Paper Pidgeon Project



‘Birds in the Trees’ by Pupils at Battyeford Primary School



Brave Young Makers: Year Three Pupils at Ridgfield Primary Transform materials into Birds and Insects



making modroc sculpture



cantus articus (Concerto for birds and orchestra) Op.61: Images Inspired by Music



Perseverance, Determination and Inventiveness: Building Nests



Making Sea Sculptures at

Culford School, Suffolk

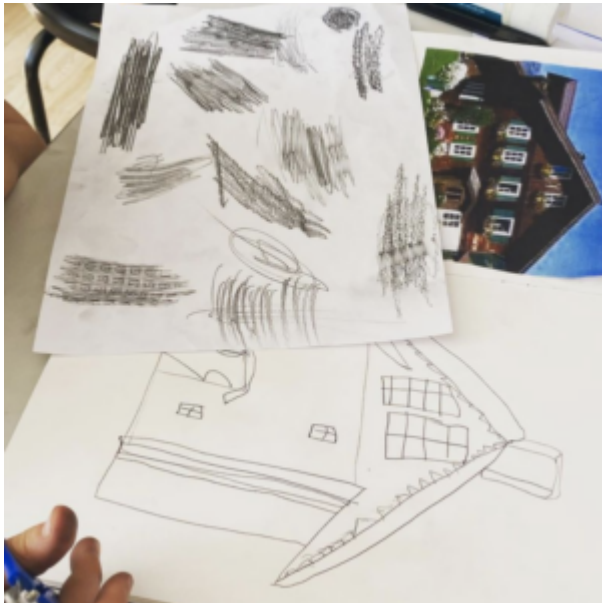
Artists Andrea Butler and Sheila Ceccarelli inspire year three pupils to invent their own sculptural sea creatures using simple wrapping and binding techniques with scrap store materials.

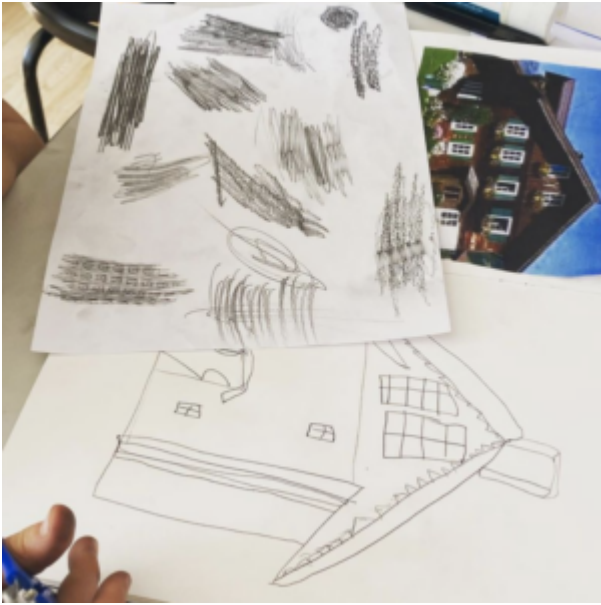
Painting the Storm, at Bourn Primary Academy

Street Drawing: Exploring Vanishing Points with Masking Tape

Houses from Around the World: International Day at Monkfield Primary School

See This Resource Used In Schools...







**Recording & Communicating
through Narrative with Degree
Level Contemporary Craft
Students by Vanessa Marr**

**Inspired by Google Earth:
Drawing**

Using Negative Space to Believe What You See (& Scaling Up)


You May Also Like...

Pathway: 2D Drawing to 3D Making



[This is featured in the '2D Drawing to 3D Making' pathway](#)

Talking Points: Lubaina Himid



Jo Allen and Rachael Causer: Relief Printmaking at Ridgefield Primary School

Exploring Portraits with Eleanor Somerset

You May Also Like...

Visual Arts Planning Collections:

Portraits



Egg Box Gargoyles



fruit inspired clay tiles



**Sketching from a Source and
Using Photocopies to Develop
a Sketchbook Approach**

**Creating and Drawing an Art
Installation**

Nest

See This Resource Used in
Schools...







You May Also Like...

Pathway: Sculpture, Structure,
Inventiveness & determination



This is featured in the 'Sculpture,
Structure, Inventiveness & Determination'
pathway

Talking Points: What can we learn from birds



Drawing source material: nests



Drawing Hands

You May Also Like...

Pathway: Exploring Form Through Drawing

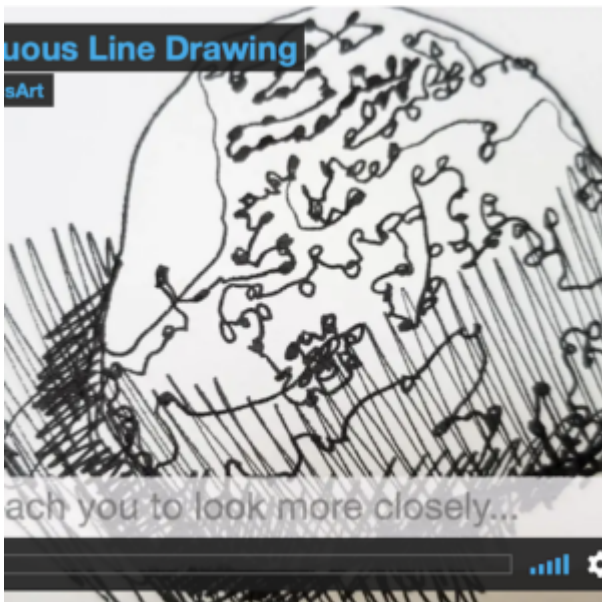


[This is featured in the 'Exploring Form Through Drawing' pathway](#)

Drawing Like a Caveman – Handprint Art



Continuous Line Drawings



Walking Sketchbooks

Using a Folded Sketchbook to Get Drawing!