

# How I use my Sketchbook as a Mixed Media Artist by Morag Thomson Merriman

In the series 'How I use my Sketchbook', we are celebrating the different ways in which artists use their sketchbooks, spanning across a range of disciplines, to open up minds as to what a sketchbook is and can be, from the perspective of practicing artists.

In this video, AccessArt team member and mixed-media artist [Morag Thomson Merriman](#) shares with us how she experiments with materials in her sketchbooks, to capture moody and atmospheric landscapes and objects that tell a personal story.

[Log in as a member](#) to watch the full video below.

---

	Please log in here to access full content.	
Username	<input type="text"/>	
Password	<input type="password"/>	
	<input type="button" value="Login"/>	<input checked="" type="checkbox"/> Remember me
	<a href="#">Forgot Password</a>	

To access all content, I would like to join as...

**An Individual**



Creative practitioners, educators, teachers, parents, learners...

[From £3.50](#)

**An Organisation...**



Schools, Colleges, Arts Organisations: Single and Multi-Users  
From £42

*AccessArt is a UK Charity and we believe everyone has the right to be creative. AccessArt provides inspiration to help us all reach our creative potential.*

---

---

## Iridescent Insects

---

**Sensory Sculpture inspired by  
Barbara Hepworth**

---

**Engaging Audiences Through  
Transportation**

---

**Making a Ruler Drawing (of a  
Bag)**

---

**Making a Cardboard Sketchbook**

---

**“Acts of Kindness” Workshop**

---

# Collage: Deconstructing, Reconstructing and Abstracting

## What We Like About This Resource...

*"I really like how this playful resource helps us to make a creative response inspired by a stimulus, ensuring that the stimulus is only an entry point into an outcome that will look totally different. Exploring the themes of colour, texture and composition through the lens of different artists also helps us see how we can interpret (and re-interpret) colours and materials in a meaningful way. Viewfinders and collage are also great tools for those who experience 'fear of the white page' and will allow learners to make conscious creative decisions as they go."* – Tobi, AccessArt

## You May Also Like

Adapting AccessArt: Colour and Composition



## **Cut Paper Collage Still Life**



## **Cooking with collage**




---

# **Adapting AccessArt: Stories and Faces**

## **You May Also Like...**

**Making Physical or Digital Layered Portraits**



## **Pathway: Exploring Identity**



**Quentin Blake's Drawings as Inspiration:  
Exaggerating to communicate**





**elastic band sketchbook**



---

**Giant Jewellery: Multimedia  
Response to Yayoi Kusama**

---

# Improving Outcomes: Gestural Drawing with Charcoal Pathway

---

## Playing With Perspective

## You May Also Like...

Other Resources by Joe Gamble



Adapting AccessArt: Colour and Composition



## Thoughtful Mark making



---


## Cooking With Collage

# You May Also Like...

## Redesigning food Packaging



## What i ate in a day



## Paint Your corner Shop



## Creating Repeat Patterns



---

## Adapting AccessArt: Colour and Composition

# You May Also Like

## Manipulating Forms in Landscape Painting



## Layered Colour Gestural Drawing



## Cut Paper Collage Still Life




---

## What I Ate in a Day

## You May Also Like

### Drawing Prompt Cards



# Watercolour Washes Inspired by the Tapestries of Henry Moore




## Paint Your corner Shop



# Adapting AccessArt: From 2D to 3D

## You May Also Like

Manipulating Paper: Turning 2D into 3D



Making Prompt cards




**playful making pathway**



**ASTRONAUT PAPER BODY CASTS**



**Turkish map fold**



## **Adapting AccessArt: Playful Making Inspired by Nnena Kalu**



---

## **Adapting AccessArt: Pattern**

# and Colour

## You May Also Like...

Screenprinting in the classroom



## SCREENPRINTING USING OVERLAID PATTERN



**exciting colour**



## **Creating Repeat Patterns With Rachel Parker**



# Illustrating a Book: The Making of Rabbit, Cactus, Accident

## What We Like About This Resource...

*"I really like how Yu-Ching's process combines hand-drawing and painting, before moving across to digital. Combining those processes ensures that the illustrations retain a very warm, tactile look to them, but the digital element refines the imagery. We really like what Yu-Ching says about the benefits of silent books being universally understood and feel that the benefits and challenges of not using words means that the imagery has to be really clear, which encourages lots of exciting creative problem-solving." – Tobi, AccessArt*


## You May Also Like...

Creating a Storyboard and dummy book



**Drawable: the 3 Panel Challenge**

**3.**



**Drawable: My Tiger Sketchbook**



## Illustrating The Jabberwocky




---

## Egg Box Gargoyles

# You May Also Like...

**Visual Arts Planning Collections:  
Cardboard and paper**



**Making a Sculptural Modroc Mask**

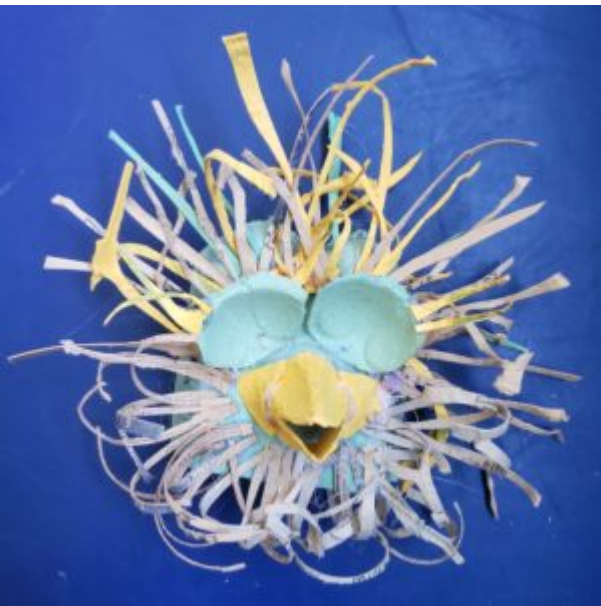


**Making a Mask from Sticks and Tissue Paper**



**See This Resource Used in  
Schools...**





---

# Adapting AccessArt: Egypt in Ink

See This Resource Used In Schools...









**You May Also Like...**

**Graphite**



**ink**



## Graphic inky still life

