

# Splendour and Opulence Inspired by Klimt

By [Nichola Dalton](#)

*In this activity, facilitated by Nichola Dalton at Glenwood Primary School in Belfast, learners explored, discussed, and responded to the painting '[Portrait of Adele Bloch-Bauer I](#)' by Gustav Klimt. They explored mark-making through lots of disciplinary processes, including painting, printing, drawing, and collage.*

*The activity was delivered to learners in Primary 7 in Northern Ireland, the equivalent of Year 6 in England; however, it could be adapted for younger children and those of varying ability by adding extra time for demonstrations and limiting the disciplinary processes involved.*

*This activity spanned three 45-minute sessions, culminating in a beautiful, large collaborative piece.*

[Log in](#) as a member to access the resource below.



---

	<b>Please log in here to access full content.</b>
Username	<input type="text"/>
Password	<input type="password"/>
	<input type="button" value="Login"/> <input checked="" type="checkbox"/> Remember me
	<a href="#">Forgot Password</a>

**To access all content, I would like to join as...**

**An Individual**



Creative practitioners, educators, teachers, parents, learners...

[From £3.50](#)

**An Organisation...**



Schools, Colleges, Arts Organisations: Single and Multi-Users  
From £42

*AccessArt is a UK Charity and we believe everyone has the right to be creative. AccessArt provides inspiration to help us all reach our creative potential.*

---

## What We Like About This Resource...

*"We really love how Nichola devised and facilitated this activity, giving learners complete freedom whilst limiting certain elements*

*such as colour palette. This activity incorporates a journeyful approach, in which the experiments all come together to form a shared outcome, and celebrate every learners exploration, which we love!” – Tobi, AccessArt*

## **You May Also Like...**

**visual notes**



**sculptural environments inspired by hockney**



## Multimedia Response to Yayoi Kusama

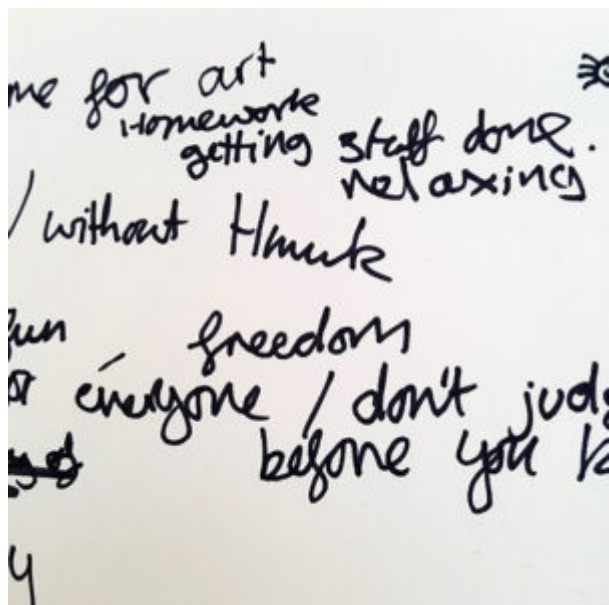


---

## Talking Heads

# You May Also Like...

find your messages



## Portrait Club



## Adapting AccessArt: Faces and Stories



## Exploring Macbeth Through Art: Macbeth Portraits



---

## Cooking With Collage



# You May Also Like...

## Redesigning food Packaging



## What i ate in a day



## Paint Your corner Shop



## Creating Repeat Patterns



---


## Adapting AccessArt: Colour and Composition

# You May Also Like

## Manipulating Forms in Landscape Painting



## Layered Colour Gestural Drawing



## Cut Paper Collage Still Life



---

## Illustrating a Book: The Making of Rabbit, Cactus, Accident

### What We Like About This Resource...

*"I really like how Yu-Ching's process combines hand-drawing and painting, before moving across to digital. Combining those processes ensures that the illustrations retain a very warm, tactile look to them, but the digital element refines the imagery. We really like what Yu-Ching says about the benefits of silent books being universally*

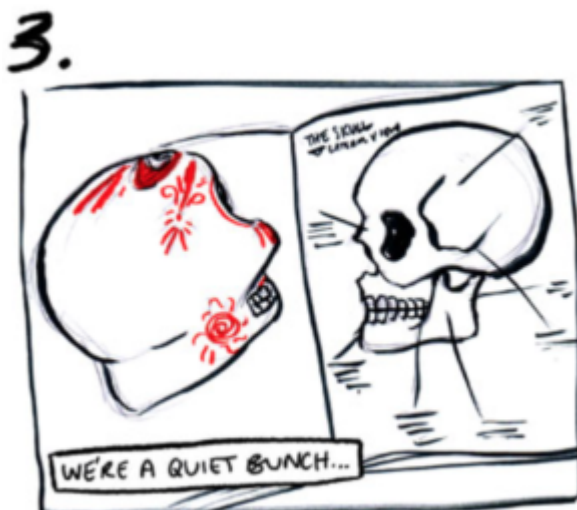
*understood and feel that the benefits and challenges of not using words means that the imagery has to be really clear, which encourages lots of exciting creative problem-solving.” – Tobi, AccessArt*

## You May Also Like...

Creating a Storyboard and dummy book



Drawable: the 3 Panel Challenge



## Drawable: My Tiger Sketchbook



## Illustrating The Jabberwocky



---

## Ice Worlds


# You May Also Like...

**Pathway: Using Art To Explore Global Issues**



[This resource is featured in the 'Using Art To Explore Global Issues' pathway](#)


**Drawing Source material: ice**



## Talking Points: Drawn To Antarctica



## Mini world Lightboxes



---

## Adapting AccessArt: Stone Age



# Clay Play

See This Resource Used In Schools...





**You May Also Like**

**fruit pinch pot**



**clay pens**



how to clay play



---

**Our Creative Community:  
Plates Inspired by Janine**

# Burrows

---

## Adapting AccessArt: Monoprint and Painting: The Great Fire of London

See This Resource Used In Schools






# You May Also Like

## 7 & 8 Year Olds Explore MonoPrinting & Oil Painting



## Monoprinting with Oil Pastel and Carbon Copy Paper



# Sculptural Environments Inspired by Hockney

See This Resource Used In  
Schools...







---

# Making 2d & 3d Fashion Designs with Painted and Decorated Paper

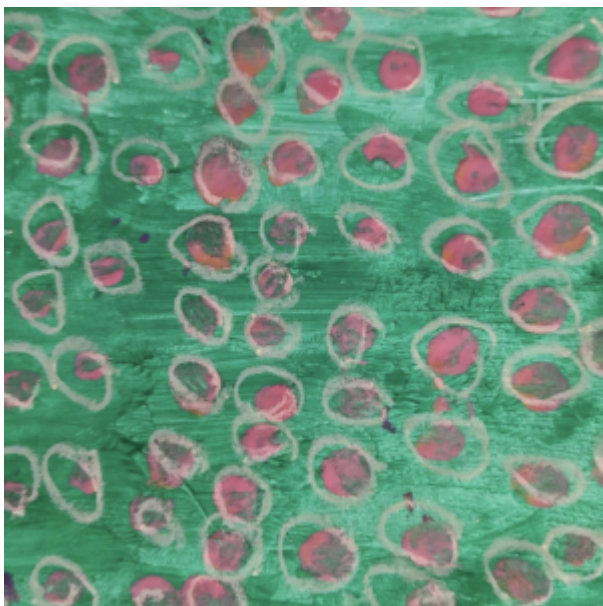
## See This Resource Used In Schools...






















**You May Also Like...**

**Pathway: Fashion Design**



[This is featured in the 'Fashion Design' pathway](#)

**Talking Points: Hormazd Narielwalla**



## Talking Points: Tatyana Antoun



## Talking Points: Alice Fox



## Talking Points: Pyer Moss





## Talking Points: Rahul Mishra



# Making Painted & Sewn Landscapes

See This Resource Used  
In Schools...




























## You May Also Like...

**Pathway: Cloth, thread, paint**



[This is featured in the 'Cloth, Thread, Paint' pathway](#)

## Talking Points: Frank Bowling



## Talking Points: Hannah Rae



## Talking Points: Alice Kettle



---

# **A Visual Poetry Zine with Monotype**

Use monoprint, paint and collage to create zines  
inspired by poetry.

---

## **Expressive Painting &**



# Colour Mixing

What We Like About This Post: “I love that this activity introduces students to colour mixing in a fun and interactive way, steering away from the more formal colour wheel and promoting a more intuitive way of colour mixing. The use of sketchbooks also gives students the opportunity to curate their work, nurturing the individuals creative decision making.” – Tobi, AccessArt

---

## Osakana

---

## Paint Your Corner Shop

## See This Resource Used

# in Schools...





## You May Also Like...

Pathway: Festival Feasts



[This is featured in the 'Festival Feasts' pathway](#)

## Talking Points: Claes Oldenburg




## Talking Points: Nicole Dyer



## Talking Points: Lucia Hierro



**Drawing source material: Food**



---

**Light-field**

**Monotype**

# with Acrylic Paint

---

## Still Life Compositions: Inspired by Cezanne

### What We Like About This Resource...

*“This activity walks through a number of different processes and taps into multiple skills. This provides a rich exploratory project for children to fully immerse themselves in. Cezanne was the focus artist for this project, but other contemporary still life painters could be used as starter inspiration. We actually advocate showing the work of*

*more than one artist as this builds knowledge of how approaches to painting, drawing etc differ. This also helps children move towards a personal response rather than creating a 'copy' of one particular artist's work" – Rachel, AccessArt*

## **You Might Also Like...**

**Pathway: Exploring Still Life**



[This is featured in the 'Explore Still Life' pathway](#)

## Talking Points: Paul Cezanne



## talking points: Contemporary still life



## talking points: Flemish and Dutch Still Life Painters





---

**Redesigning  
Packaging**

**Food**

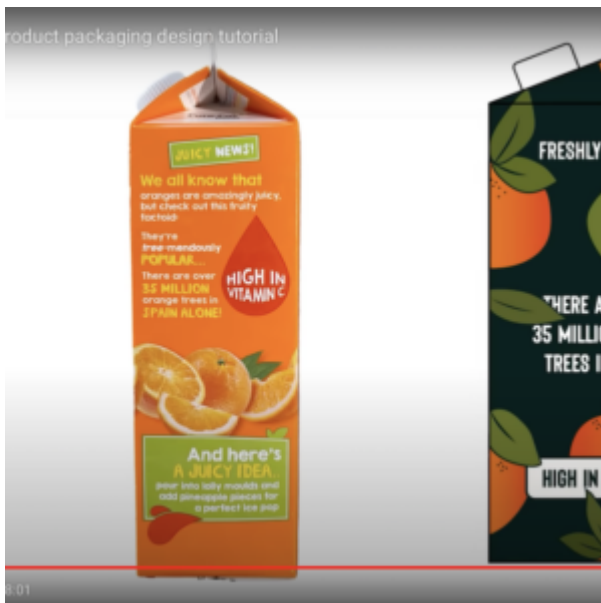
**You May Also Like...**

**Pathway: 2D Drawing to 3D Making**



[This is featured in the '2D Drawing to 3D Making' pathway](#)

**Talking Points: Packaging Design**



**What is Typography**



---

# Back – Painted Portraits

How to create portraits using an effective back painted technique. A great activity to explore less traditional portraiture methods that is suitable for a wide range of primary age groups.