

# Drawing With Two Hands

By [Joe Gamble](#)

*This experimental drawing activity is formed of 8 drawing exercises, all focused on drawing using both the dominant and non-dominant hand, challenging learners to explore dexterity and control (or lack thereof).*

*These exercises can be split up to form part of a longer session, or they can be used individually as [warm-ups](#).*

*Learners will explore how both hands and drawing materials interact with each other to create fluid and rich drawings that challenge preconceptions of what makes a 'good' drawing.*

*The video is appropriate for viewers aged 14 and over, but can be used in a guided session with younger learners.*

[Log in](#) as a full member to watch the video below.

---

	<b>Please log in here to access full content.</b>	
Username	<input type="text"/>	
Password	<input type="password"/>	
	<input type="button" value="Login"/>	<input checked="" type="checkbox"/> Remember me
	<a href="#">Forgot Password</a>	

To access all content, I would like to join as...

**An Individual**



Creative practitioners, educators, teachers, parents, learners...

[From £3.50](#)

**An Organisation...**



Schools, Colleges, Arts Organisations: Single and Multi-Users  
**From £42**

*AccessArt is a UK Charity and we believe everyone has the right to be creative. AccessArt provides inspiration to help us all reach our creative potential.*

---

## **You May Also Like...**

**see three shapes**



## Feely Drawings



Ten minutes, five times a week



**CPD recording: drawing with two hands**




---

**Improving Outcomes: Gestural  
Drawing with Charcoal Pathway**

---

# Expressive Charcoal Collage: Coal Mines

See This Resource Used in  
Schools...






**You May Also Like**  
**charcoal cave**



**introduction to charcoal**



## **Pathway: An Exploration of Coal Mining, Inspired By Henry Moore**



---

## **Exploring A Midsummer Night's**

# Dream: Costume Design for Bottom

See This Resource Used in Schools...





---

**Exploring Macbeth Through  
Art: Witch's Capes**

---

**Exploring Macbeth Through  
Art: Heath Landscapes**

---

**Charcoal Cave**

# See This Resource Used In Schools...







# You May Also Like...

**Pathway: Gestural Drawing with charcoal**



**[This is featured in the 'Gestural Drawing with Charcoal' pathway](#)**

**Talking points: Edgar degas**



**Talking Points: What is Chiaroscuro?**



**Talking Points: Cave Art**



# Session Recording: exploring Charcoal



# Introduction to Charcoal

---

## The Art Of Zines

## You Might Also Like...

Pathway: Print & Activism



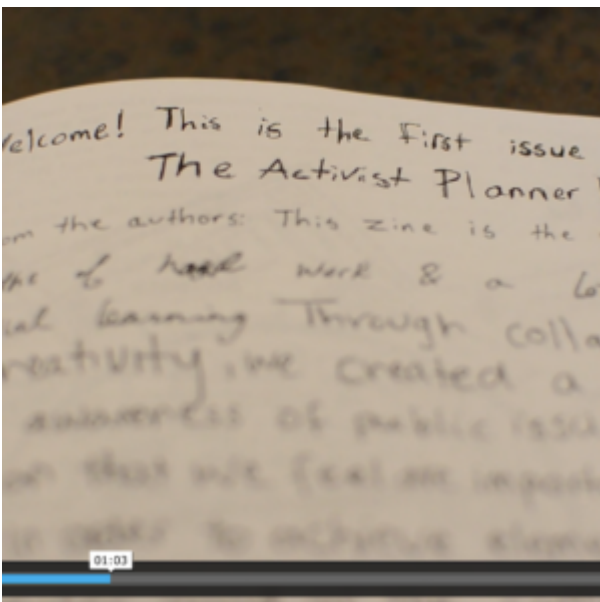
[This is featured in the 'Print &](#)

## Activism' pathway

### Talking Points: Luba Lukova



### Talking Points: What is a Zine?



**Making**

**Large**

**Scale,**

# Screenprinted, Collaged, Co-Created Campaign Posters!



## Making an Artist's Book



## Book Artists



---

## **Movement Maps**

---

## **Life Drawing Class: Visual Impressions**

---

# **Pastel and Rubber Chiaroscuro Drawings**

---

## **Three Approaches to Drawing**

Melissa Pierce Murray proposes three approaches to challenge habitual ways of drawing by expanding the repertoire of marks and approaches.

---

## **Draw, Paint, Build, Make: Gallery Project**

---

# Composite Still Life Studies in Candlelight

---

## The Winter Tree Challenge: A Combined Sculpture & Drawing Project!

This post shares an hour long session at the AccessArt Art Lab, in which the young teenagers (12 and 13 years) worked on two projects simultaneously: a shared winter forest drawing in charcoal, and a sculpture challenge to make a winter tree. The time and material constraints resulted in an energetic and inventive session. By Paula Briggs

---

# **Explore and Draw**

---

**Drawing as a Tool for  
Wellbeing at Chesterton  
Community College,  
Cambridge**

---

**Animating with Charcoal**

---

**Teachers**

**Explore**

# **Pattern, Shape & Texture with Charcoal, Graphite, Masking Tape and Pastels**

An introduction to pattern, shape and texture with charcoal and graphite, and an opportunity for teachers to break down any preconceived ideas about what drawing is and who drawing processes is for