

Modelling the Head in Clay

Part 4 – Features

This is the final post in a series of posts following teenagers modelling a clay head over a term with artist Melissa Pierce Murray. In the final session of the series: Modelling the Head in Clay, we look at how to form the features: eyes, ears, mouth. We look at ways to finish and embellish the form using hair, clothing or inventing horns. In the class we talked about how the muscles attach to the bones, and how the skin smooths over the surfaces.

Modelling the Head in Clay

Part 3 – Skull

This is the third post in a series of posts we concentrated on creating a solid armature and clay foundation for our clay heads. In this post This post is the third in a series of posts following teenagers making a clay head over the course of a term with artist Melissa Pierce Murray. Here they concentrate on developing the shape of the cranium and forehead, the structure of the eye sockets, cheekbones, jaws and teeth.

Modelling the Head in Clay

Part 2 – Preparations

This post looks at two preparations for making a clay head: drawing to help us learn to see the form in the round, and taking measurements from life.

This is the second post in a series of resources showing how teenagers modelled a clay head over the course of a term.

Modelling the Head in Clay

Part 1 – Armature

Making a Steel or Wood Armature is the first in a series of resources showing how teenagers modelled a clay head over the course of a term.

Sensing Form: Using Feel to Manipulate Clay with Linda Green

Fruit-Inspired Clay Tiles

Ceramicist Rachel Dormor shares a workshop idea suitable for primary or secondary aged children. Working in clay, pupils take their inspiration from drawings of fruit to make decorative clay tiles.

Fruit Pinch Pot Project

Ceramicist Rachel Dormor shares a workshop idea suitable for primary or secondary aged children. Working in clay, pupils take their inspiration from drawings of fruit to make simple pinch pot mugs.

Two and Four Legged Creatures

Two and Four Legged Creatures with oil based clay over a simple wire armature to make delicate, extended structures. A one hour, artist led session with Melissa Murray.

Explore and Draw

Sculptures with Personality, Inspired by Anglo Saxon Houses

This resource shares a 3 hour session with Year 6 children from Barton Church of England Primary School. Children were studying the Anglo Saxons and we thought it would be a good opportunity to explore making skills.

Led by Paula Briggs, children to “make sculptures inspired by” an Anglo Saxon Village.

Sculpture Project Inspired by Egyptian Wall Painting

This resource shares a project which explored mould making, casting and painting in the creation of a sculpture inspired by Egyptian wallpainting, in particular Nebamun hunting in the marshes, Nebamun's tomb-chapel, which can be seen in the British Museum, London

The project can be adapted for use in KS 2 and 3, and can be used to accompany a study of Egyptian Art / Hieroglyphics.

Arts and Minds: Manipulating Clay with Water

This post shows how to facilitate a sensory session exploring water and clay.

Rowan: Clay Coiling Techniques to Make Penguins, Tweety Pie and a Dalek too!

Artist led facilitation in a setting for adults with learning disabilities; Abi, Sarah and students show how they made clay birds using clay coiling techniques and with a plaster mould for the birds' bases.

Rowan: Making a Clay Bird from a Mould

Abi Moore and students show how they made a collection of ceramic birds, from robins and dotterels to ducks using a plaster mould and coloured slip glazes to create individual and unique pieces.

How To Clay Play

Aspire to Create: Inspired by Nature & Empowered by Creativity – Red to Green

One: Casting



Exploring mark making into wet clay, mould making, mixing and pouring plaster

Two: Patterns in Nature, Line and Wire



Using drawing to look at designs and patterns in nature to inspire the creation of wire sculpture

Three: Taking Rubbings and Making Compositions



Recording the surrounding world by taking rubbings

Four: Block Printing



Learners are introduced to block printing

Five: Monoprinting




Exploring texture, pattern and mark making through monoprinting

Six: Steps to Observational Drawing



Four steps to enabling observational drawing

Seven: Making Sculpture



Learners explore sculptural principles of form, space and balance

Eight: Wax Resist and Scraffito



Introducing colour with wax resist and scraffito techniques

Red to Green: Casting

day one of AccessArt's six day residency at Red2Green mark making into clay, mould making and casting

Making and Drawing Birds

creating decorative designs from birds:
markmaking, texture and pattern



In the Company of Birds



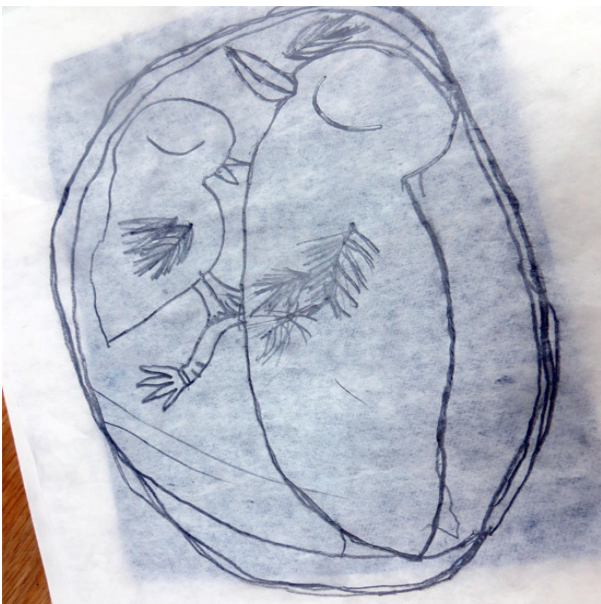
nest




Rowan: Making a Clay Bird from a Mould



dragons and birds in eggs: hidden and revealed



making birds! sculptural ideas for primary schools



Sculptural Birds in Flight by Teenage Makers



rook: transforming materials



Printing at Battyford Primary, Inspired by Hester Cox



‘Flock’ at Prospect House School, Inspired by Veronica Lindsay-Addy



book transformation: flock of birds



drawing birds with mixed media: creating effects with oil pastels, crayons and ink washes



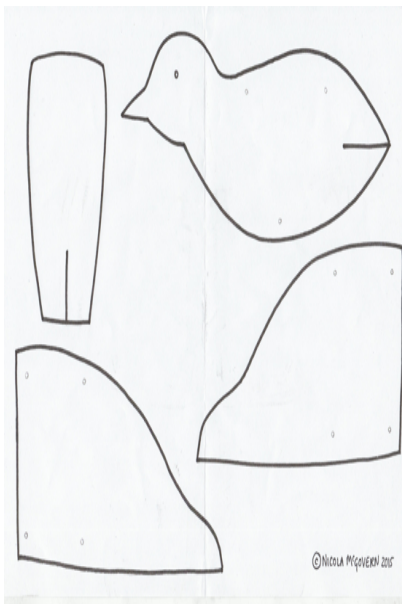
‘Dawn Chorus’ by Marcus Coates



Colourful Sculptural Birds by Pupils at Donhead Preparatory School



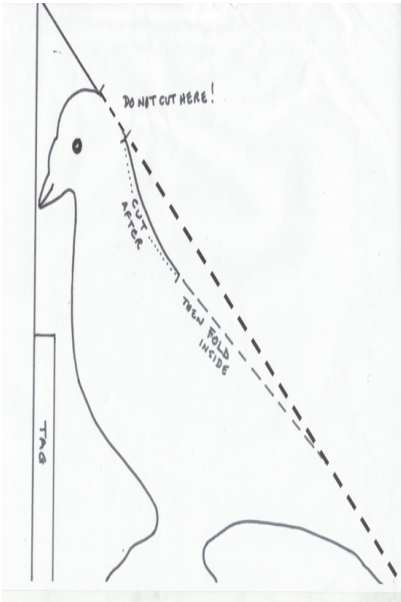
Priscilla the Puffin: Make a Simple Bird Mobile



How to Make a Simple Origami Bird by Melanie Johns



Paper Pidgeon Project



‘Birds in the Trees’ by Pupils at Battyeford Primary School



Brave Young Makers: Year Three Pupils at Ridgefield Primary Transform materials into Birds and Insects



making modroc sculpture



cantus arcticus (Concerto for birds and orchestra) Op.61: Images Inspired by Music



Perseverance, Determination and Inventiveness: Building Nests



Chimera Drawings into Beautiful Terracotta Tiles

Artist Eleanor Somerset introduces 'Sgraffito': drawing into leather hard red clay tiles to create designs using mark-making.

Introducing Sgraffito using a Coloured Clay Slip on a Terracotta Tile

Further explore how to make beautiful sgraffito, or 'scratched drawings' with artist Eleanor Somerset.