

# Shibori-Inspired Fabric Dyeing: The Art of the Reveal

By [Harper Marten](#)

*In this resource, Artist Educator Harper Marten explores the ancient fabric-dyeing technique of [Shibori](#) with a group of adults in a dementia care setting. Shibori is a traditional Japanese, hand-dyeing technique involving folding, twisting, stitching, or binding fabric to create resist-dyed patterns. Derived from the verb shiboru ("to squeeze or wring"), it creates lasting, intricate designs on cloth, traditionally using indigo.*

*This activity involves a series of gentle, tactile processes; applying pigments and dyes, and submerging materials in water. These steps make it an effective, process-led activity that offers rich sensory feedback. The striking visual transformations also create an element of surprise, motivating learners throughout. By focusing on the process rather than the final product, the activity encourages learners to engage with curiosity and confidence.*

[Log in](#) as a member to access the resource below.



	<b>Please log in here to access full content.</b>	
Username	<input type="text"/>	
Password	<input type="password"/>	
	<input type="button" value="Login"/>	<input checked="" type="checkbox"/> Remember me
	<a href="#">Forgot Password</a>	

To access all content, I would like to join as...

**An Individual**



Creative practitioners, educators, teachers, parents, learners...

[From £3.50](#)

**An Organisation...**



Schools, Colleges, Arts Organisations: Single and Multi-Users  
**From £42**

*AccessArt is a UK Charity and we believe everyone has the right to be creative. AccessArt provides inspiration to help us all reach our creative potential.*

---

**Making the “AccessArt For All” Banner**

---

# **Adapting AccessArt: Plinth People**

**This Project Uses The Following Resources...**

**Plinth people: Sculptural Self Portraits**



**Quick Clay Figurative Sketches**



---

## **“Acts of Kindness” Workshop**

---

**Angry Cat, Calm Cat**

---

**Alternative Fashion**

**You Might Also Like...**

## 2d and 3d Fashion Designs using Painted Paper



## Barbie and Ken Transformation



## Puppets Inspired by Historical Paintings



---

## Autumn Floor Textiles



**DALER**   
**ROWNEY**

---

**Prop Making for Toys**

**DALER**   
**ROWNEY**



## **You May Also Like...**

**Creating a book world**



**Pedagogy in 250 words: Making is hard**



## World in a matchbox



## Top tips for cardboard creations



---

## Explorer's Books: Collecting Colour

**DALER**   
**ROWNEY**



## **You May Also Like...**

### **T-Shirt Paintings**



### **Autumn Floor Textiles**



## Marbled Hole Punch sketchbooks



---

**Exploring A Midsummer Night's  
Dream: Costume Design for**

# Bottom

See This Resource Used in Schools...






---

**Making Painted & Sewn  
Landscapes**

**See This Resource Used In  
Schools...**






















# You May Also Like...

Pathway: Cloth, thread, paint



[This is featured in the 'Cloth, Thread, Paint' pathway](#)


Talking Points: Frank Bowling



## Talking Points: Hannah Rae



## Talking Points: Alice Kettle



---

**Osakana**

---

# How Do We Look At Contemporary Sculpture: Meg Klosterman

---

## Still Life Compositions: Inspired by Cezanne

## What We Like About This Resource...

*“This activity walks through a number of different processes and taps into multiple skills. This provides a rich exploratory project for children to fully immerse themselves in. Cezanne was the focus artist for this project, but other contemporary still life painters could be used as starter inspiration. We actually advocate showing the work of more than one artist as this builds knowledge of how approaches to painting, drawing etc differ. This also helps children move towards a personal response rather than creating a ‘copy’*

*of one particular artist's work"* – Rachel,  
AccessArt

## You Might Also Like...

Pathway: Exploring Still Life



[This is featured in the 'Explore Still Life' pathway](#)

Talking Points: Paul Cezanne



**talking points: Contemporary still life**



**talking points: Flemish and Dutch Still Life Painters**



# Remembrance Day Peg Soldiers

## What We Like About This Resource...

*“It’s great to see a different approach to thinking about remembrance day. These peg soldiers are a refreshing alternative to artwork inspired by poppies. The processes involved encourage children to focus on fine motor skills: wrapping embroidery thread around the peg and creating small detailed clothes and helmets. These dolls look particularly effective when standing as a collection and would make a poignant alternative to a standard display board” – Rachel, AccessArt*

## See This Resource Used In Schools...






**You Might Also Like...**



**[An Exploration of Paul Nash](#)**



For Remembrance Day



World War 1 Mail Art

---

# An Exploration of Pandora's Box

You Might Also Like...



[Ancient Greek Lyres](#)



## Decorative Coil Clay Pots



## Visual Arts Planning: Clay

---

**Which Artists: Rachel Parker**

**What We Like About This Resource**

“It’s really interesting to see the combination of hand and digital work in Rachel’s work, and particularly how her hand stitched embroidery is scanned before being used to create patterned products. We love that lots of Rachel’s work begins in sketchbooks and how this really

underpins her creative process. For children in school, learning to utilise a sketchbook and discover their potential through drawing and mapping ideas is invaluable. We have a whole Sketchbook Journey section on the AccessArt website (linked below) which explores this in more detail". – Rachel, AccessArt.

## You Might Also Like...

Pathway: Exploring pattern

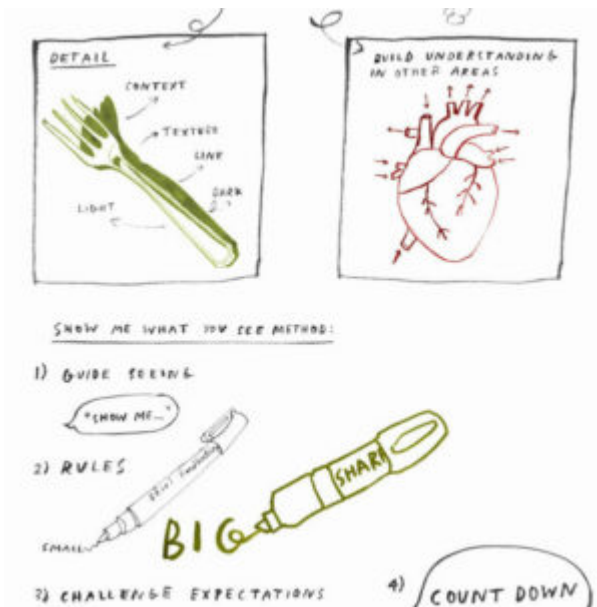


[This is featured in the 'Exploring Pattern' pathway](#)


using sketchbooks to make visual notes



Show me what you see



Inspired by Rachel Parker



**Sewn Treasure Box**



**Felt and Embroidery Sets**



---

## **Which Artists: Cas Holmes**

### **What We Like About This Resource...**

“The sense of journey and feeling of movement is such an interesting part of Cas’ textile work here. We love how location and place is communicated through the variety of fluid and meandering textile marks used. Cas’ Romani background as well as early experience living in Japan make for a rich cultural backdrop to her work. The themes here could be explored in the classroom by asking children to use memories of places they’ve visited to produce a creative

response using fabrics and mixed media” – *Rachel, AccessArt*

## You Might Also Like...



### [Draw Your Home](#)



### [Working With and In the Landscape](#)



## [Landscape Sculptures](#)

---

**Volcano Painting inspired by Frank Bowling**

**See This Resource Used In Schools...**

















## **What We Like About This Resource...**

**“We love how this activity provides an opportunity to explore a well known Artist’s work, through focussing on their materials and techniques. The children looked at Frank Bowling’s work before creating their own individual responses that retained individual ownership – something we**

advocate as part of a rich and balanced visual arts education. It was also great to see how a professional artist visited the school to further enhance the children's experience." – *Rachel, AccessArt*


## You May Also Like...

Pathway: Cloth, thread, paint



[This is featured in the 'Cloth, Thread, Paint' pathway](#)


Talking Points: Frank Bowling



## Talking Points: Hannah Rae



## Talking Points: Alice Kettle



---

# Art Club Cafe

Use a range of making and modelling techniques to create a cafe, including modroc doughnuts and fabric pizzas!